

# TWO GREAT APPROACHES

## The 2nd Edition of Succeeding at the Piano®


In the joy-filled approach you will experience:

- Terrific motivational music by multiple composers in a wide variety of styles.
- Essential technique instills good habits right from the start! The technique is gradually introduced and is easy to remember. Students will play with excellent motion and good sound, which promotes success every day!
- Easy to understand reading approach, with combined traditional and intervallic reading. Steps, skips and repeated notes are taught in the Preparatory level. 4th and 5th intervals are learned in Grade 1A.
- Musicality is nurtured from the beginning and is reinforced throughout the method. Friendly icons remind students to listen and observe.
- Effective practice techniques engage students and lead to smooth progress.

### Lesson Books Only:



### Lesson and Technique Books:



Please enjoy the 2nd Edition of Succeeding at the Piano® and let all of us at The FJH Music Company Inc. know how it works for you and your students!

## The ALL-IN-ONE APPROACH to Succeeding at the Piano®

- Perfect for a 30-minute lesson
- Also ideal for the busy student
- Integrates Lesson, Technique, and Theory under one affordable cover



T H E  
F · J · H  
M U S I C  
C O M P A N Y  
I N C.

Frank J. Hackinson

Teaching Videos, Technique Lessons, and Teacher's Questions Answered are found on:  
[www.fjhmusic.com/piano/satp.htm](http://www.fjhmusic.com/piano/satp.htm)

Follow us on Facebook  <http://www.facebook.com/FJHpiano>

## About the Author



Dr. Marlais is a prolific author in the field of educational piano books and an exclusive writer for The FJH Music Company Inc. The critically acclaimed and award-winning piano series she has written are designed to guide students from the beginner through advanced levels. Her books are used throughout the English-speaking world and have been translated into Korean, Taiwanese, and Chinese. She performs and gives workshops and master classes throughout the country, internationally, and at all of the national music teachers' conventions.

The numerous series that comprise *The FJH Pianist's Curriculum*® include the following: *The Succeeding at the Piano*® piano method, *The All-In-One Approach to Succeeding at the Piano*® piano method, *Succeeding with the Masters*®, *The Festival Collection*®, *Etudes with Technique*®, *In Recital*®, *Sight Reading and Rhythm Every Day*®, *Write, Play, and Hear Your Theory Every Day*®, *Play Your Scales and Chords Every Day*®, *Energize Your Fingers Every Day*®, and *The FJH Contemporary Keyboard Editions*®.

Marlais' travels abroad include performing and teaching throughout the U.S., Canada, S. Korea, Taiwan, Italy, England, France, Spain, Hungary, Turkey, Germany, Austria, Lithuania, Estonia, China, Australia, New Zealand, Jamaica, and Russia. She has recorded on Audite, Gasparo, and Centaur record labels with her husband, concert clarinetist Arthur Campbell. Their recording, *Music for Clarinet and Piano*, was nominated for the 2013 *International Classical Music Awards*, one of the most prestigious distinctions available to classical musicians today. She has also recorded numerous educational piano CDs for *Stargrass Records*®, and has premiered many new works by composers from the United States, Canada, and Europe.

Marlais received her D.M. in piano performance and pedagogy from Northwestern University and her M.F.A. in piano performance from Carnegie Mellon University. She was awarded the Outstanding Alumna in the Arts from the University of Toledo, where she received her Bachelor of Music in Piano Performance. Her teacher for her B.M. degree was Frances Renzi, protégé of Beveridge Webster and Rosina Lhevinne. Currently at Grand Valley State University, she teaches a Piano Pedagogy Certificate Program, for a select group of piano majors, and collaborative piano. Visit: [www.helenmarlais.com](http://www.helenmarlais.com) and <http://www.gvsu.edu/music/>

# Table of Contents

## 2nd Edition, Succeeding at the Piano®, Preparatory

Lesson Book, with Free Downloadable Recordings . . . . .	4
Lesson and Technique Book, with Free Downloadable Recordings . . . . .	5
Recital Book, with CD and Free Downloadable Recordings . . . . .	5
Theory and Activity Book . . . . .	6
Merry Christmas Book . . . . .	6

## 2nd Edition, Succeeding at the Piano®, Grade 1A

Lesson Book, with Free Downloadable Recordings . . . . .	7
Lesson and Technique Book, with Free Downloadable Recordings . . . . .	7
Recital Book, with Free Downloadable Recordings . . . . .	8
Theory and Activity Book . . . . .	8
Merry Christmas Book . . . . .	9

## 2nd Edition, Succeeding at the Piano®, Grade 1B

Lesson Book, with Free Downloadable Recordings . . . . .	9
Lesson and Technique Book, with CD and Free Downloadable Recordings . . . . .	10
Recital Book, with CD and Free Downloadable Recordings . . . . .	10
Theory and Activity Book . . . . .	11
Merry Christmas Book . . . . .	11

## 2nd Edition, Succeeding at the Piano®, Grade 2A

Lesson Book, with Free Downloadable Recordings . . . . .	12
Lesson and Technique Book, with CD and Free Downloadable Recordings . . . . .	12
Recital Book, with CD and Free Downloadable Recordings . . . . .	13
Theory and Activity Book . . . . .	13
Merry Christmas Book . . . . .	14

## 2nd Edition, Succeeding at the Piano®, Grade 2B

Lesson Book, with Free Downloadable Recordings . . . . .	14
Lesson and Technique Book, with CD and Free Downloadable Recordings . . . . .	15
Recital Book, with CD and Free Downloadable Recordings . . . . .	15
Theory and Activity Book . . . . .	16
Merry Christmas Book . . . . .	16

## 2nd Edition, Succeeding at the Piano®, Grade 3

Lesson and Technique Book, with Free Downloadable Recordings . . . . .	17
Recital Book, with Free Downloadable Recordings . . . . .	17
Theory and Activity Book . . . . .	18
Merry Christmas Book . . . . .	18

## 2nd Edition, Succeeding at the Piano®, Grade 4

Lesson and Technique Book, with CD . . . . .	19
Recital Book, with CD . . . . .	19
Theory and Activity Book . . . . .	20
Merry Christmas Book . . . . .	20

## 2nd Edition, Succeeding at the Piano®, Grade 5

Lesson and Technique Book, with CD . . . . .	21
Recital Book, with CD . . . . .	21
Theory and Activity Book . . . . .	22
Merry Christmas Book . . . . .	22

## All-In-One Approach to Succeeding at the Piano®, Preparatory

Book A, with Free Downloadable Recordings . . . . .	23
Merry Christmas Book A . . . . .	23
Book B, with Free Downloadable Recordings . . . . .	24
Merry Christmas Book B . . . . .	24

## All-In-One Approach to Succeeding at the Piano®, Books 1A and 1B

Book 1A, with Free Downloadable Recordings . . . . .	25
Merry Christmas Book 1A . . . . .	25
Book 1B, with CD and Free Downloadable Recordings . . . . .	26
Merry Christmas Book 1B . . . . .	26

## All-In-One Approach to Succeeding at the Piano®, Books 2A, 2B, 2C

Book 2A, with CD and Free Downloadable Recordings . . . . .	27
Merry Christmas Book 2A . . . . .	27
Book 2B, with CD and Free Downloadable Recordings . . . . .	28
Merry Christmas Book 2B . . . . .	28
Book 2C, with CD and Free Downloadable Recordings . . . . .	29
Merry Christmas Book 2C . . . . .	29

## Correlation Chart . . . . . 30-31

## Some of the highlights of 2nd Edition, Succeeding at the Piano® are:

- Terrific motivational music by multiple composers in a wide variety of styles.
- Healthy and natural technique is gradually introduced with clearly defined “touch releases.” Students learn that the gesture creates the sound! Each touch release has a designated icon and is reinforced throughout the method.
- Musicality is reinforced throughout the method. Friendly icons remind students to listen and observe.
- Students learn in a combined reading approach of traditional note reading and intervallic reading.
- A classical approach instills a love for the music of the great composers. Contemporary music engages students and keeps the music current, age appropriate and fulfills the pedagogical mission of the series.
- Composition and ear training activities review concepts in the *Theory and Activity Book*.
- Effective practice steps engage students so they progress smoothly and retain key information.
- Each *Lesson and Technique Book* and *Recital Book* include CD and/or free downloadable recordings that are available at [www.fjhmusic.com/downloads](http://www.fjhmusic.com/downloads)



### Lesson Book, with Free Downloadable Recordings Preparatory

This is a special edition with similar music and art for teachers who prefer teaching technique in their own, personal style. We've taken out some technical hints and reminders so teachers can use their unique, descriptive vocabulary for the physical gestures necessary to play beautifully. Concepts for beginners include basic rhythmic figures, dynamics, healthy technique, notes in Middle C position and C position, reading from Guide Notes, basic intervals, and musical terms and symbols.

FJH2334 / 8.95

**Practice steps:**

- Notice the repeated notes.
- Use the “Drip-Drop-Roll” motion when you play the  $\frac{3}{4}$  notes.

**Bunnies Hop**

Watch out for Dents!

Bun - nies hop ev - 'ry - where on our lawns!

Note to Teachers: Have students play with flexible wrists and with first knuckle joints that do not bend.

50 FJH2334

The 8va sign below the music means to play the notes 1 octave lower.

Theory p. 38 • Recital p. 38

**The Grand Entrance**


Slowly with majesty

Stand up in hand they come, for the king and queen! a ma - jes - tic scene!

8va (L.H. 1 octave lower)

Describe the sound you made to your teacher. Was it majestic or grand?

68 FJH2334



## Lesson and Technique Book with Free Downloadable Recordings Preparatory

This book introduces basic rhythmic figures, dynamics, correct and healthy technique, notes in Middle C position and C position, reading from Guide Notes, basic intervals, and musical terms and symbols. The Tissue Box and Drip-Drop-Roll are two touch releases reinforced throughout the entire 2nd Edition. A cleaner look, easier student solos and teacher duets, simplified technique, and terrific motivational music build a solid musical foundation that instills love of piano playing. The free downloads allow students to hear piano music played well with correct phrasing, dynamics, and inflection.

FJH2266 / 8.95

**Middle C and Treble G**

Guide Note G

Middle C Treble G

The Treble Clef has another name—G Clef, because it shows where Treble G is on the staff.

**A Rainbow**

Brightly

Look - ing out my win - dow, I can see a rain - bow,

Arch - ing oh so grace - ful - ly a - cross the sky.

DUET PART: (student plays 1 octave higher)

R.H. L.H.

34

**New Guide Note—Bass C**

Practice steps:

- Tap and count aloud.
- Circle the Bass C's.
- Plan the dynamics (*f*, *p*).

Bass C is 4 notes down from Guide Note Bass F.

Remember where this C sits. (Space 2).

**Flashing Fireflies**

Moderately

Fire - flies are so ver - y bright, when they flash their lit - tle light.

Blink - ing in the sum - mer night, what a slight!

DUET PART: (student plays 1 octave higher)

R.H. L.H.

57



## Recital Book, with CD and Free Downloadable Recordings Preparatory

Valuable concepts presented in the Lesson and Technique Book are reinforced in the Recital Book. Short practice steps and musicality questions teach students how to listen and enjoy music. Each piece has 3 tracks on the free downloadable recordings: practice speed, performance speed, and performance speed with orchestral accompaniments. Free downloads of all tracks are available at [www.fjhmusic.com/downloads](http://www.fjhmusic.com/downloads).

FJH2267 / 6.50

**UNIT 6**

Practice steps:

- Say the name of the 2 guide notes aloud.
- When playing, look at the music.

**The Sleeping Dragon**

Happy!

Please don't wake that sleep - ing drag - on, I'd leave him a - lone;

If you need to tell him some - thing, I would use the phone.

DUET PART: (student plays as written)

R.H. L.H.

13

Practice steps:

- Circle the 8-measure sign.
- Circle the skips.

**A Rainy Day**

Andante

When the weath - er's wet out - side and in the house I stay, I know that with a book I'll have ad - ven - ture an - y - way.

DUET PART: (student plays 1 octave higher)

R.H. L.H.

27



## Theory and Activity Book Preparatory

This attractive book with short exercises and captivating art presents writing, playing, rhythmic, and composing activities that lead students along the path of music discovery. Ear Training assists students in recognizing rhythm and note patterns; and Time to Compose encourages students to create their own pieces based on concepts learned.

FJH2268 / 6.50

**UNIT 6**  
**The Grand Staff**  
Lesson p. 13

- Each staff has 5 lines and 4 spaces.
- Below, write "5" for space notes and "1" for line notes.

Play these Guide Note Middle C's:

Middle C for the R.H. Middle C for the L.H.

- This is a Grand Staff.
- Draw 2 Middle C's for the R.H.
- Draw 2 Middle C's for the L.H.

FJH2268 19

**UNIT 10**  
**Skips**  
Lesson p. 13

1. Write the letter name of the key a skip UP from each marked key.

2. Write the letter name of the key a skip DOWN from each marked key.

3. Draw the missing notes. Write the correct letter names below.


A skip up is \_\_\_\_ A skip down is \_\_\_\_ A skip up is \_\_\_\_ A skip up is \_\_\_\_ A skip down is \_\_\_\_

4. Parrot Play:

- Listen to your teacher play some skips.
- Can you sing the patterns back?

For teacher use:

FJH2268 31



## Merry Christmas Book Preparatory

This beautiful Christmas Book starts students with pre-reading pieces so even the youngest students get a chance to play favorite Christmas music. Students play pieces on the black keys, Middle C, and "almost" Middle C position. The charming and colorful activities presented throughout not only visually enhance this very special Christmas book, but also reinforce the concepts learned in the Lesson and Technique Book. Contents include: *Jolly Old Saint Nicholas*; *Up On the Housetop*; *Go, Tell It On the Mountain*; *Good King Wenceslas*; *We Three Kings of Orient Are*; *Deck the Halls*; *Jingle Bells*; and more.

FJH2054 / 5.95

**Jolly Old Saint Nicholas**

Moderately

R.H. 4

Jol - ly old Saint Nich - o - las, lean your ear this way!

L.H. 2

Don't you tell a sin - gle soul, what I'm going to say.

DUET PART: (student plays 1 octave higher)

FJH2054 4

**Jingle Bells**

Waltz tempo!

3

*f* Jin - gle bells, jin - gle bells, jin - gle all the way!


1

Oh, what fun it is to ride in (a) one - horse o - pen sleigh.

3

DUET PART: (student plays as written)

FJH2054 22



## Lesson Book, with Free Downloadable Recordings Grade 1A

This is a special edition with similar music (original music, folk songs and classical arrangements) and art for teachers who prefer teaching technique in their own, personal style. Dynamics, note reading, and intervals are expanded in the second book of the series, in addition to introducing rests, *legato* and *staccato*, and slurs. A clean page and music that kids like to play engages students so they progress smoothly. **FJH2335 / 8.95**

**Recital 8 - Theory p. 9**

- Above the keyboard, move your hand/wrist/arm in four directions: N, then S, W, and E.

N: forward, towards the piano.  
S: back, towards your body.

W: left, towards your left.  
E: right, towards your right.

Move your arm **forward** every time you lead up to or play a black key. Keep a flowing motion in your free arm as you play.

**Forward and Back**

Slowly

*mf*

**Note to Teachers:** Healthy, natural technique includes not reaching or stretching for keys. Let your upper arm move.

FJH2335 13

**Practice step:**

- Circle every interval of a 5th. Write 3 X's in between the 2 notes.

Ex.

**Camel Ride**

Lively

*mf* Go - ing on a cam - el ride, away - ing back from side to side.

Cam - el rid - ing! so much fun, e - ven in the des - ert sun.

Hold on tight, the sun's still bright, we'll have fun to - night!

*f*

**8th both hands**

FJH2335 32



## Lesson and Technique Book, with Free Downloadable Recordings Grade 1A

Dynamics, note reading, and intervals are expanded in the second book of the series, in addition to introducing rests, legato and staccato, and two new touch releases: The Woodpecker and The Push Off. A clean page layout and music that kids like to play engage students so they progress smoothly. The music includes classical arrangements, folk tunes, and originals by our fabulous FJH composers.

**FJH2269 / 8.95**

**Practice step:**

- Circle and block (play together) the 4ths in the music.
- For the staccato notes use a Woodpecker touch release.

**Parade March**

Op. 168, No. 60  
Joseph Kuffner (1776-1856)

Lively

*mp* getting louder *f*

*mf* getting louder *f*

*mf*

**DUET PART: (student plays 1 octave higher)**

R.H. *p* *mf*  
L.H. *p* *mf*

FJH2269 28

**Practice step:**

- For every staccato note below, use a "Push Off" release.

**German Folk Song**

Swingly

*f*

*mf*

*f* getting louder

**Note to Teachers:** For the "Push Off" touch release, the student pushes forward and off the key, wrist first. Their arms will follow through with a fluid, coordinated motion. Watch for a free arm and strong fingers.

FJH2269 33



## Recital Book, with Free Downloadable Recordings Grade 1A

These entertaining pieces with artistic illustrations and fanciful lyrics are slightly longer and can serve as performance pieces for recitals or adjudications. Optional teacher duets are included, but these selections can stand on their own. The arrangements of classical composers are particularly interesting. Each piece has 3 tracks on the free downloads: practice speed, performance speed, and performance speed with orchestral accompaniments. Free downloads of all tracks are available at [www.fjhmusic.com/downloads](http://www.fjhmusic.com/downloads).

**FJH2270 / 6.50**

**Practice steps:**

- Tap and count aloud.
- Plan the slurs.

**Lesson p. 13**

**On My Bike**

*mp* Tak - ing a ride on my bike.

*f* Re - ing out - side's what I like.

*p* Down the hills, up the hills, while riding a tune.

*mf* When I bike ride in the af - ter noon.

**DUET PART:** (student plays 1 octave higher)

• Did you hear the slurs?  
• Can you memorize this piece?

FJH2270

**Practice steps:**

- Both hands play in \_\_\_\_\_ clef.
- The melody is in the \_\_\_\_\_ hand.
- Bring out the melody over the LH harmony.
- This is called "balancing the melody."

**Lesson p. 30**

**Waterfalls**

Ferdinand Beyer (1803-1863)

*mp* Flowing quickly

*f* getting softer

**DUET PART:** (student plays 1 octave higher)

R.H. *mp*

L.H. *p*

FJH2270



## Theory and Activity Book Grade 1A

Engaging activities such as matching, naming notes and intervals, composing, ear training, identifying rhythms and patterns of notes aurally reinforce Grade 1A concepts. Exercises are concise—they don't take long to complete or correct. Ear training activities named Follow the Leader and Parrot Play sharpen listening skills and provide a well-rounded curriculum.

**FJH2271 / 6.50**

**Lesson p. 26**

**On a Boat Trip**

• In Venice, Italy, there are many canals. For centuries, people rode in long boats called gondolas. Imagine being on a gondola. Your task is to find all the A's above Treble G.

• Circle the gondola below each pattern that has an A in it.

Ex.

• Can you play all of these patterns?

yes no

FJH2271

**Lesson p. 33**

**Interval Review**

• An interval can be broken or blocked.

• Name each interval. Then draw a line from each interval to the correct box.

• These intervals form patterns which help you read music more easily.

EX.

5ths


2nds

3rds

4ths

5ths

FJH2271



## Merry Christmas Book Grade 1A

Following the colorful activity pages that reinforce the concepts of Grade 1A, are eight attractive arrangements celebrating the music of the Christmas season. Lyrics are included; some are duets, and some are stand-alone solos. Titles are: *Jolly Old Saint Nicholas*; *O Come, Little Children*; *Jingle Bells*; *Deck the Halls*; *Up On the Housetop*; *Good King Wenceslas*; *Go, Tell It on the Mountain*; and *Away in a Manger*.

FJH2281 / 5.95

**Deck the Halls**  
16th Century Welsh Carol  
Arranged by Karen Cooley

**Lively**

*mf* Deck the halls with boughs of holly,  
Fa la la la la la la la la la la.

*mp* Don we now our gay apparel,  
Fa la la la la la la la la la la.

**DUET PART:** (student plays 1 octave higher)

This arrangement © 2010, 2016 The FJH Music Company Inc. (ASCAP).  
International Copyright Secured. Made in U.S.A. All Rights Reserved. FJH2281

**Away in a Manger**  
Music by James R. Murray  
Lyrics: Traditional  
Arranged by Timothy Brown

**Gently**

*mf* A - way in a man - ger, no crib for a bed, the  
lit - tle Lord Je - sus laid down His sweet head. The

**DUET PART:** (student plays 1 octave higher)

This arrangement © 2010, 2016 The FJH Music Company Inc. (ASCAP).  
International Copyright Secured. Made in U.S.A. All Rights Reserved. FJH2281



## Lesson Book, with Free Downloadable Recordings Grade 1B

This newest edition features fewer technical hints and reminders so teachers can use their unique, descriptive vocabulary for the physical gestures necessary to play beautifully. The terrific music in this book reinforces concepts from Grade 1A while introducing several more: G Position; sharps and flats; tonic and dominant; Bass G Position; upbeat; blocked and broken chords; five-finger patterns and I/V7 chords in C and G. Students play many genres of music—nine classical arrangements, folk songs, and original solos by FJH composers. **FJH2336 / 8.95**

**Recital 8 - Theory p. 9**

Above the keyboard, move your hand/wrist/arm in four directions: N, then S, W, and E.

N: forward, towards the piano.  
S: back, towards your body.

W: left, towards your left.  
E: right, towards your right.

**Forward and Back**

*Slowly*

*mf*

**Note to Teachers:** Healthy, natural technique includes not reaching or stretching for keys. Let your upper arm move.

FJH2336 13

**Practice step:**

Which two lines are the same? Place a ✓ in front of them.

**Recital 9 - Theory p. 19**

**BOLD & FAST**

**Fearless**

*mf*

*f*

FJH2336 32





## Theory and Activity Book Grade 1B

Colorful art, easy-to-write-on staff sizes, and short exercises make this a fun book to use. Creative activities such as *Ear Training*, *Follow the Leader*, *Parrot Play*, *Time to Compose*, *Rhythm*, and *Writing* thoroughly reinforce theoretical concepts. This book engages the student and complete a well-rounded curriculum.

FJH2274 / 6.50

**UNIT 3** Lesson p. 15

### The Flat Sign $\flat$

- Draw  $\flat$ 's in front of these space notes:   
Draw  $\flat$ 's in front of these line notes:   
Then, write the name of the notes. Play them on the piano.
- Draw a line from the note on the staff to the correct key.
- Time to Compose!**
  - Make up a piece using  $\flat$ 's.
  - Will your piece be in  $\frac{3}{4}$  or  $\frac{4}{4}$  time? My title: \_\_\_\_\_

Some ideas: bike with a flat tire, walking down the steps, landing in an airplane, sledding downhill.

10 FJH2274

### Bass G Position

Lesson p. 31


- Write the name of the notes. Then play the example.
- Circle every Bass G. Then play the example.
- Circle the broken intervals that use Bass G.
- Circle the blocked intervals that use Bass G.

**Time to Compose!**

- Make up a piece using Bass G.
- Use these notes in the L.H.
- Use these notes in the R.H.
- Will the melody be in the R.H. or the L.H.?

Idea for title: The Mighty Whale, A Volcano

18 FJH2274



## Merry Christmas Book Grade 1B

The beautiful arrangements, colorful art, and crisp engraving make this book so attractive! There are five engaging activity pages and eight solos (five of which have an optional duet). Titles include: *O Come, O Come, Emmanuel*; *God Rest Ye Merry, Gentlemen*; *O Come All Ye Faithful*; *It Came Upon the Midnight Clear* and others. The last page is a Music Dictionary.

FJH2282 / 5.95

### Good Christian Men, Rejoice

Music: Traditional German Carol  
Lyrics translated by John M. Neale  
Arranged by Edwin McLean

**Joyfully**

**DUET PART:** (student plays 1 octave higher)

R.H.   
L.H.


14 This arrangement © 2016 Frank J. Hutchinson Publishing Co. (BMI).  
International Copyright Secured. Made in U.S.A. All Rights Reserved. FJH2282

### It Came Upon the Midnight Clear

Music by Richard S. Willis  
Lyrics by Edmund H. Sears  
Arranged by Timothy Brown

**Precisely**

20 This arrangement © 2016 The FJH Music Company Inc. (ASCAP).  
International Copyright Secured. Made in U.S.A. All Rights Reserved. FJH2282



## Lesson Book, with Free Downloadable Recordings Grade 2A

This is a special edition with similar music (original music, folk songs and classical arrangements) and graphics for teachers who prefer teaching technique in their own, personal style. New concepts include: natural sign; eighth notes; ledger line B under Middle C; half and whole steps; five-finger patterns and I/V<sup>7</sup> chords in D, A, F c, g, f, and d; damper pedal; first and second endings; theme and variations; and C.D. *al fine*. The multi-key reading approach is combined with traditional note reading and intervallic reading.

FJH2337 / 8.95

Georges Bizet (1838-1875)  
was a French composer and pianist. He is best known for his opera "Carmen", from which this famous piece is taken.

### March of the Toreadors

from Carmen (Georges Bizet)

With energy (♩ = ca. 132)

mf

mf

f

mf

f

Note to Teachers: \* In measures 13-14, have students move their upper arms forward into the keys, in order to play the black keys.

FJH2337

Practice steps:

- Tap hands together and count aloud.
- Practice with the metronome for steadiness.

### Little Whirlwind

Spinning! (♩ = ca. 144)

mp

mf

mp

mf

p

f

FJH2337



## Lesson and Technique Book, with CD and Free Downloadable Recordings Grade 2A

A multi-key reading approach is continued in combination with traditional note reading and intervallic reading. New concepts: natural sign; eighth notes; ledger line B under Middle C; half and whole steps; five-finger patterns and I/V<sup>7</sup> chords in D, A, F c, g, f, and d; free arm and flexible wrists technique; damper pedal; first and second endings; theme and variations; D.C. *al fine*; and rotation. All previous touch releases are reinforced. Includes free downloadable performance tracks and a music dictionary.

FJH2275 / 8.95

Practice steps:

- Circle the natural signs below.
- Tap and count hands together until comfortable.
- Practice each phrase at least three times correctly.

### Way Too Cool

Moving along (♩ = ca. 160)

mf

mf

p

f

mf

f

FJH2275

Practice steps:

- Tell your teacher about the nighttime scene in the sky after you hear the piece.
- rit. is short for *ritardando*. It means to gradually slow down. Circle it in your music.

### Shimmering Stars

Delicately (♩ = 126-132)


mf

mf

mp

mp

FJH2275



## Recital Book, with CD and Free Downloadable Recordings Grade 2A

This book provides motivating repertoire in a variety of musical styles and keys. The practice/performance tracks develop student's listening skills as they hear the piece being played musically and technically correct. "Practice steps" develop good practice habits and musicianship.

FJH2276 / 6.50

**UNIT 2** Lesson p. 11

**Practice steps:**

- Circle the 3 measures where you see a ♯ followed by a ♯ in the L.H.
- Use "unit" practice (1 measure plus 1 downbeat) and repeat 3 times correctly.

**The Wizard in the Tower**

Mysteriously (♩ = ca. 120)

*mp* High in the tow - er, the wiz - ard is schem - ing and

*fz, legato*

fur - tive - ly cast - ing his spell.

*p* "A - la - ka - zu - ma, ka - tree - sa - pa - troo - ma, ka -

zo - ma, ka - zu - ma, ka - zel."

4 FJH2276

**UNIT 7** Lesson p. 37


**The Brook in the Woods**

Key signature for G major, sharp all F's.

Flowing (♩ = ca. 120)

*mp* *legato*

18 FJH2276



## Theory and Activity Book Grade 2A

Activities such as writing and playing rhythms, ear training, composing, matching symbols, note naming and many more reinforce concepts presented in the Lesson and Technique Book. Concise, creative and colorful exercises keep students motivated!

FJH2277 / 6.50

**New Note B** Lesson p. 16

**Be A Star!**

Draw a line from each star to the correct names of the notes in the grass.

12 FJH2277

**Expedition to the North** Lesson p. 53

- Label the intervals and write the name of the notes below.
- When you see a 3rd, decide if it's major (M) or minor (m).
- Listen carefully and you will make the correct decision.

2nd Major 3rd minor 3rd 4th 5th

In C major:

Ex: Major 3rd up

In G major:


In F major:

**Time to Compose:**

Using F major and F minor I and V<sup>7</sup> chords, make up a piece about the outdoors. Some ideas: In the Forest, By a Waterfall, In a Canoe.

Your title: \_\_\_\_\_

38 FJH2277



## Merry Christmas Book Grade 2A

Eight popular carols arranged in a variety of keys are suitable for family gatherings, church or recitals. Titles are: *It Came Upon the Midnight Clear*, *O Little Town of Bethlehem*; *O Come, O Come, Emmanuel*; *Go, Tell It on the Mountain*; *Away in a Manger*; *In Midnight's Silence*; *We Wish You a Merry Christmas*; and *Over the River and Through the Woods*. This book has five pages of special, holiday-themed activities that students will enjoy.

FJH2283 / 5.95

**The Three Wise Men**

- Label the intervals and write the name of the notes below.
- Then draw a line from each interval to the correct wise man or the camel. (The first one has been done for you.)

2nd 3rd 4th 5th

Ex. 3rd up  
C E

Now play all the intervals on the piano.

Did you know? The 3 wise men's names were Melchior, Caspar, and Balthasar.

FJH2283 3

**Go, Tell It On the Mountain**  
African American Spiritual  
Arranged by Mary Lind

Key signature: All F's  
in the piece are sharp.

Moderately fast

1. Go, tell it on the mountain - tain.

2. o - ver the hills and ev - 'ry - where; Go, tell it on the mountain - tain that Je - sus Christ... is born. While The

DUET PART: (student plays 1 octave higher)

R.H. L.H.

This arrangement © 2010 The FJH Music Company Inc. (ASCAP).  
International Copyright Secured. Made in U.S.A. All Rights Reserved.

FJH2283 12



## Lesson Book, with Free Downloadable Recordings Grade 2B

This newest edition features fewer technical hints and reminders so teachers can use their unique, descriptive vocabulary for the physical gestures necessary to play piano. Motivating music covers these new concepts: *fermata*; *ostinato*; sonatina form; intervals of a 6th; playing musically; *a tempo*; finger crossing; C, G, and F major scales; waltz bass; dotted-quarter notes; broken chords bass; ledger lines above and below the treble staff; ledger lines below the bass staff; *legato* pedaling; the IV chord; eighth rest; and one-octave major *arpeggios*. FJH2338 / 8.95

**Practice steps:**

- Show teacher the following: G major scales \_\_, I and V<sup>7</sup> chords \_\_, ABA' form \_\_.
- When playing scales, sweep your arm from left to right, without twisting your wrist.

**Toccata**  
Allegro (♩ = ca. 120)

mf

mp

1. L.H. as light as a feather!

FJH2338 32

**Ledger Line Notes Below the Bass Staff**

1. Find and play these guide notes, saying the intervals.

2. Here are some new ledger line notes:

Look! They are 3rds apart.

**Race to the Pyramids**

With excitement!

mp


This note is:

mf

FJH2338 48



FJH2278 / 8.95




**5th**

Haydn

# Rotation Review


Recital p. 4 • Theory p. 1


- Rotation is when the hand, wrist, and forearm move from side to side, as if turning a doorknob.
- Or you can imagine a boat rocking side to side in water.



• Notice that you play on the outside tip of your thumbail.

• Practice at 4 tempos:  
 Adagio = 72, Andante = 88, 104, Allegro = 126







**Track 19**

## Dancing, Then Resting

Easy does it!




Rest all of your fingers on the keys




- Tell your teacher how playing with rotation feels.

## Diligent Dragonfly





Use a floating arm. How does it feel and sound?

Reflectively



1 1 1 1 1 1





Place a ✓ under each day you practice these exercises.

MONDAY	TUESDAY	WEDNESDAY	THURSDAY	FRIDAY	SATURDAY	SUNDAY

**Note to Teachers:** Encourage students to play with their head, wrist, and forearm completely aligned, not twisting in any way.

FJH2278

© 2015 by Florida Music Education Society



FJH2279 / 6.50

### Practice steps:

- Circle and name the ledger line notes.
- Block (play together) intervals and chord shapes so you can see and feel the patterns.



## Snowscape

1
2
3

**Exercise 1**

**Interval**

**Interval**

**Interval**

**Exercise 2**

**Interval**

**Interval**

**Interval**

**Exercise 3**

**Interval**

**Interval**

**Interval**

**Exercise 4**

**Interval**

**Interval**

**Interval**

**Exercise 5**

**Interval**

**Interval**

**Interval**

**Exercise 6**

**Interval**

**Interval**

**Interval**

**Exercise 7**

**Interval**

**Interval**

**Interval**

**Exercise 8**

**Interval**

**Interval**

**Interval**

**Exercise 9**

**Interval**

**Interval**

**Interval**

**Exercise 10**

**Interval**

**Interval**

**Interval**

**Exercise 11**

**Interval**

**Interval**

**Interval**

**Exercise 12**

**Interval**

**Interval**

**Interval**

**Exercise 13**

**Interval**

**Interval**

**Interval**

**Exercise 14**

**Interval**

**Interval**

**Interval**

**Exercise 15**

**Interval**

**Interval**

**Interval**

**Exercise 16**

**Interval**

**Interval**

**Interval**

**Exercise 17**

**Interval**

**Interval**

**Interval**

**Exercise 18**

**Interval**

**Interval**

**Interval**

**Exercise 19**

**Interval**

**Interval**

**Interval**

**Exercise 20**

**Interval**

**Interval**

**Interval**

**Exercise 21**

**Interval**

**Interval**

**Interval**

**Exercise 22**

**Interval**

**Interval**

**Interval**

**Exercise 23**

**Interval**

**Interval**

**Interval**

**Exercise 24**

**Interval**

**Interval**

**Interval**

**Exercise 25**

**Interval**

**Interval**

**Interval**

**Exercise 26**

**Interval**

**Interval**

**Interval**

**Exercise 27**

**Interval**

**Interval**

**Interval**

**Exercise 28**

**Interval**

**Interval**

**Interval**

**Exercise 29**

**Interval**

**Interval**

**Interval**

**Exercise 30**

**Interval**

**Interval**

**Interval**

**Exercise 31**

**Interval**

**Interval**

**Interval**

**Exercise 32**

**Interval**

**Interval**

**Interval**

**Exercise 33**

**Interval**

**Interval**

**Interval**

**Exercise 34**

**Interval**

**Interval**

**Interval**

**Exercise 35**

**Interval**

**Interval**

**Interval**

**Exercise 36**

**Interval**

**Interval**

**Interval**

**Exercise 37**

**Interval**

**Interval**

**Interval**

**Exercise 38**

**Interval**

**Interval**

**Interval**

**Exercise 39**

**Interval**

**Interval**

**Interval**

**Exercise 40**

**Interval**

**Interval**

**Interval**

**Exercise 41**

**Interval**

**Interval**

**Interval**

**Exercise 42**

**Interval**

**Interval**

**Interval**

**Exercise 43**

**Interval**

**Interval**

**Interval**

**Exercise 44**

**Interval**

**Interval**

**Interval**

**Exercise 45**

**Interval**

**Interval**

**Interval**

**Exercise 46**

**Interval**

**Interval**

**Interval**

**Exercise 47**

**Interval**

**Interval**

**Interval**

**Exercise 48**

**Interval**

**Interval**

**Interval**

**Exercise 49**

**Interval**

**Interval**

**Interval**

**Exercise 50**

**Interval**

**Interval**

**Interval**

**Exercise 51**

**Interval**

**Interval**

**Interval**

**Exercise 52**

**Interval**

**Interval**

**Interval**

**Exercise 53**

**Interval**

**Interval**

**Interval**

**Exercise 54**

**Interval**

**Interval**

**Interval**

**Exercise 55**

**Interval**

**Interval**

**Interval**

**Exercise 56**



## Theory and Activity Book Grade 2B

Designed to be used with the other books in Grade 2B, this books provides instruction, reinforcement, and creative applications of theoretical concepts through writing, ear training, matching symbols, analysis, composing and many more activities.

FJH2280 / 6.50

**UNIT 1**  
**It's Matching Time**

• Draw a line from each ladybug to the correct leaf.

FJH2280 3

**Ledger Line Notes above the Treble Staff**

• Name the following intervals and notes.

Ex. 2nd up


Now play them.

• Circle the correct note in each tree trunk.

A B C D E

Play all the notes on the piano.

FJH2280 35



## Merry Christmas Book Grade 2B

Titles include: O Christmas Tree; God Rest Ye Merry, Gentlemen; Silent Night; Joy to the World; Deck the Halls; Away in a Manger; Jingle Bells; Angels We Have Heard on High; and I Heard the Bells on Christmas Day. Seven activity pages with colorful, holiday themes engage students and reinforce concepts. Includes a music dictionary.

FJH2284 / 6.50

**Polar Bears and Penguins**

• Place an X on a guide note space or line in each polar bear.  
• Write the name of the notes in each polar bear.  
• Then draw an arrow to the penguin that matches.


Ex:

10 FJH2284

**Joy to the World**  
Music by Isaac Watts  
Lyrics by Lowell Mason  
Arranged by Kevin Olson

Joyfully (J - ca. 93)

12 FJH2284



## Lesson and Technique Book, with Free Downloadable Recordings Grade 3


Grade 3 expands on the concepts introduced in earlier levels and teaches new ones, such as: new time signatures of 3/8, 6/8 and cut time; compound meter; triads and inversions; IV chord and I-IV-I cadence; I-IV-I-V7-I in C, G, and F Major; syncopation; intervals of a 7th and an octave; alberti bass; triplets; swing rhythm; chromaticism; and the three forms of the minor scale in the key A and D. Healthy technique resulting in tension-free playing, conventional and intervallic note reading, engaging music by six leading composers establish a passion for playing piano.

FJH2071 / 8.95

**Syncopation**  
Syncopation is a rhythmic device that places stress on a weak beat instead of a strong beat.

**Cool Groove**  
by Edwin Helean

With a cool attitude ( $\text{♩} = \text{ca. } 120$ )



22 FJH2071

**Practice steps:**


- Find and play the sequences in this piece.
- Is this in natural or harmonic minor form?

**Sevilla**  
by Timothy Brown

With a steady beat ( $\text{♩} = \text{ca. } 130$ )



60 FJH2071



## Recital Book, with Free Downloadable Recordings Grade 3

Students continue to learn wonderful repertoire in the Recital Book, especially when it's used with the Lesson and Technique Book. The pieces are engaging and exciting to play. Artistic illustrations provide students with additional ways to imagine and create music. "Practice steps" develop musicianship, practice habits and listening skills.


FJH2072 / 6.95

**UNIT 1**

**Echoes from Atlantis**  
by Kevin Olson

Atlantis is a legendary Greek island, first mentioned in the writings of the great philosopher, Plato.

With energy ( $\text{♩} = \text{ca. } 160$ )



L.H. over


2 FJH2072

**UNIT 3**

**The Spirit Bear**  
by Helen Marlais

The Spirit Bear lives in the Great Bear Rainforest in British Columbia, Canada. Its white fur, and its solitary nature, are important part of Native Indian life. The Spirit Bear was never hunted by the Native Indians and the Spirit Bear's existence was hidden from all its oppressors. Today there are fewer than 400 Spirit Bears left in the world, but you can still help one to help their survival!

Dignified, calm ( $\text{♩} = \text{ca. } 110$ )




fp *listen for a smooth finger legato in the melody*

mf *move!*

f *loco*

8 FJH2072



## Theory and Activity Book Grade 3

Creative and diverse activities such as *writing*, *playing*, *ear training*, and *Time to Compose* keep students motivated as concepts are reinforced. Counting exercises guide students to internalize rhythms and understand them easily. Short games such as matching or fill in the blank reinforce terms and symbols. All these activities promote a well-rounded musician.

FJH2073 / 6.50

**UNIT 2**

**6/8 Time Signature**

6/8 6 beats in every measure  
(7) = 1 beat

**1.** Clap and count aloud with energy!

1 2 3 4 5 6 1 2 3 4 5 6 1 2 3 4 5 6

**2.** Add the bar lines and finish the counting. Point to each note and count aloud.

1 2 3

**3.** Write in the counting below. Circle the measures that have too many beats. Fix the measures by drawing in the correct beats and then clap and count aloud.

8 FJH2073

**Ledger Line Notes Review**

George Eon Clocly Dylan All Come Eat Grow

• Name the following notes. One has been done for you.


Play them as you go!

**Time to Compose:**

- Make up your own piece in 6/8 time. (It has been started for you.)
- Use AA' form.
- Use at least one ledger line note in your piece.
- Add a tempo marking and dynamics as well.

**Swaying in a Hammock**

17 FJH2073



## Merry Christmas Book Grade 3

Following the colorful activity pages that reinforce the concepts of Grade 3, are nine attractive arrangements that celebrate the holiday season. Short intros and lyrics are included. These perfect performance pieces can be played at home, church or recitals. Titles are: *O Come, All Ye Faithful*; *Here We Come A-Wassailing*; *Deck the Halls*; *We Wish You a Merry Christmas*; *O Holy Night*; and others.

FJH2074 / 6.50

**O Come, All Ye Faithful**

Music by John F. Wade  
Lyrics translated by Frederick Oakley  
Arranged by Timothy Brown

Joyfully

mf

4 FJH2074


**Here We Come A-Wassailing**

Traditional English Carol  
Arranged by Mary Leaf

Joyfully

mp

8 FJH2074



## Lesson and Technique Book, with CD Grade 4

In Grade 4 of Succeeding at the Piano® students continue to cultivate musicianship and a passion for playing piano! New concepts are: triads and inversions; two octave scales; the circle of fifths; dominant seventh chords in root position; the trill; the key of B flat Major; 3 forms of E minor and G minor; diminished triads; refined pedal technique; sixteenth notes and sixteenth notes variants. Bach's *Prelude in C*, BWV 846 and classical themes by Brahms, Liszt, Mozart, Beethoven and Grieg are interspersed with folk tunes and original solos by leading FJH composers. By reviewing the concepts of transposing, musical forms, intervals, and technical tips, Grade 4 supports the pedagogical foundation laid down in previous grades.

**FJH2075 / 6.95**  
**FJH2075CD / 7.95**

**The Trill**  
• **tr** or **tr** is a rapid alternation between two notes next to each other. In the Baroque era trills usually begin on the note above the principal (printed) note. Play the trill on the beat.

**A Little Baroque\***  
by Mary Leaf


**Spiritoso (with spirit) (♩ = ca. 80)**  
R.H. legato

24 FJH2075

**Prelude in C Major**  
BWV 846  
by Johann Sebastian Bach, 1685-1750, Germany

**Espressivo (♩ = ca. 60)**

54 FJH2075



## Recital Book, with CD Grade 4

Engaging pieces, in a wide variety of compositional styles, reinforce valuable concepts presented in the *Lesson and Technique Book*. These compositions make fine recital, festival, and competition repertoire for students. Some of the selections are: *Fantasia* by Telemann; *Minuet* by Haydn; *Musette* by Gräfe; artistic arrangements of *Tales from the Vienna Woods* and *Musetta's Waltz*; and outstanding originals by Timothy Brown, Kevin Costley, Mary Leaf, Edwin McLean, and Kevin Olson. Musicianship, good practice habits, and listening skills develop as students focus on *Before Playing* and *After Playing* points.

**FJH2076 / 6.50**

**Before playing:**  
• Listen to this piece on the CD and follow the score. Finish marking the form—A B A' B A'.

**Fantasia**  
by Georg Philipp Telemann  
1681-1767, Germany


**Allegro (♩ = ca. 80)**  
L.H. detached throughout

14 FJH2076

**UNIT 6**  
**Starry Night**  
by Timothy Brown

**Animato\* (♩ = ca. 54)**

16 FJH2076







## Theory and Activity Book Grade 4





The writing exercises are short and varied yet very useful and informative. The attractive format includes: fill in the blank; drawing; matching; and Time to Create; and a new icon introduced in Grade 4 called Quick Analysis. The concepts reinforced are: triads in root position and inversions; key signatures; intervals; dominant seventh chords; three forms of minor scales; cadences; the circle of fifths; sixteenth notes and more!

FJH2077 / 6.50

**UNIT 9** Lesson Book p. 49
















### More Sixteenth Note Rhythm Patterns


Here the  replaces the last two  in the group of four . Give this  its full rhythmic value.

Here the  replaces the first two  in the group of four . Give this  its full rhythmic value as well.

The way to have excellent rhythm is to count evenly, never rushing or dropping a beat.  
Use a metronome so that your rhythm is exact from the very beginning.

Finish writing in the counting below. Then clap and count aloud evenly. Make a to the longer note values to hear the forward direction.



## Lesson and Technique Book, with CD Grade 5

Grade 5 expands on the concepts from earlier levels and presents new ones: sixteenth-note patterns, seventh chords, finger independence, voicing, augmented triads, *rubato*, and asymmetrical rhythms. Students continue to learn about the different eras of music, and refine their skills of pedaling, finger substitution, and musical terminology—so they can play beautifully and intelligently. New keys are E-flat major and C minor. Seven touch releases are presented through various technical exercises and pieces, and correct technique is reinforced.

**FJH2178 / 7.95**  
**FJH2178CD / 8.95**

**Before playing:**

- Listen to the CD recording. Block the chords and name them as you play. In which measure is there a Cdim7 chord?

**Twilight Fantasy**  
by Edwin McLean

**Delicate; expressive ( $\text{♩} = 184$ )**

*mp molto legato*

*L.H. over*

32 FJH2178

**Review of Sequences**

- A sequence is a phrase that is immediately repeated on a different pitch.
- Notice the sequences in measures 1 to 8.

**Toccata**  
by J. C. Bach and F. P. Ricci  
1735-1780, Germany / 1732-1817, Italy


**Con brio (with spirit)**

*mf sempre cresc.*

*f marcato*

*mp*

40 FJH2178



## Recital Book, with CD Grade 5

Wonderful repertoire that correlates with the *Lesson and Technique Book* makes this book very inviting. This appealing book includes recordings with classical sonatinas, original solos, and arrangements of a few masterpieces that are exciting to play—some with string quartet accompaniment! Students “Before playing” and “After playing” points develop musicianship, practice habits, and listening skills. These pieces make fine recital, festival, and competition repertoire for students.

**FJH2179 / 6.95**

**UNIT 3**

**Arioso**  
From Cantata No. 100  
by J. S. Bach, 1685-1750, Germany  
Arranged by Mary Louf

**Largo ( $\text{♩} = \text{ca. } 60$ )**

*mp molto legato e sostenuto*

10 FJH2179

**When playing:**

- What kind of seventh chords are you playing in the circled harmonies?

**Sonatina**  
Op. 34, No. 3, Mov. 2  
by Cornelius Gurlitt, 1820-1901, Germany

**Adagio ( $\text{♩} = \text{ca. } 60$ )**

*mp*

*cresc.*

*L.H.*

*mf*

*p*

*mp*

*poco marcato il basso*

*pp*

18 FJH2179



Writing, playing, and composing exercises guide the student along the path of musical discovery. Throughout this book activities are especially designed to reinforce concepts presented in the Lesson and Technique Book. Students work with chords, inversions, intervals, rhythms, ornaments and sonata-allegro form to help develop musicianship. **FJH2180 / 6.50**





Pianistic arrangements of seasonal favorites will create a festive atmosphere during the holiday season.

FJH2181 / 5.95


## E<sub>b</sub> Eb Major Chord

- Your teacher will play the Eb major chord in three positions.
- Close your eyes. Listen again. Can you tell your teacher which one you are hearing?






Chord names: Eb A<sup>b</sup> Eb B<sup>b</sup> Eb




root position Eb triad
1st inversion Eb triad
2nd inversion Eb triad

Roman numerals: I IV I V<sup>b</sup> I
I IV I V<sup>b</sup> I
I IV I V<sup>b</sup> I




## Quick Analysis



## Z


- Analyze the triads. Circle the root of each one.
- Write the name of the chord, and its inversion.

Ex:



E<sub>b</sub>
Cm

2nd inv.
2nd inv.



## E<sub>b</sub> Eb Major Two-Octave Arpeggio

Write the name of the notes and the fingerings.

E<sub>b</sub>
F<sub>b</sub>

R.H. Fingering: 2 1

L.H. Fingering: 2 1

Try the teacher what pattern you see in the fingering. Then play the arpeggio.

EH2180

33

**Hallelujah Chorus**  
by George Frideric Handel  
Arranged by Timothy Brown



**Allegro ( $\text{♩}$  = ca. 120)**



26

This arrangement © 2014 The F.H. Music Company Inc. (ASCAP).  
International Copyright Clearance Center, Inc. All Rights Reserved.

FH1411

Some of the highlights of The All-in-One Approach are:

- Students learn the essentials of piano playing: reading, theory, rhythm, musicianship, technique, composition, and composer information—all in one book!
- Terrific motivational music by Timothy Brown, Kevin Costley, Mary Leaf, Helen Marlais, Edwin McLean, and Kevin Olson. Whatever style students gravitate to, the **All-in-One Approach** provides the perfect foundation for success at the piano.
- The All-in-One Approach consists of Preparatory A and B, Books 1A and 1B, 2A, 2B, and 2C. These seven books teach students the basics of piano playing and will lead them into Grade 3 of the *Succeeding at the Piano*® core method. The All-in-One is a clean, simple, and high quality approach for your students!
- Healthy and natural technique is gradually introduced and reinforced.
- Musicality is gently reinforced through visual icons and follow up “student-centered” questions.
- A traditional Middle C reading approach focuses on steps, skips, and repeated notes in the beginning levels. The reading system is simple to teach. Students begin with conventional note reading and then easily combine that with intervallic reading to become strong readers.
- Instills a love for the music of the great composers.
- Students learn how to practice and how to listen, which are two vital steps in *Succeeding at the Piano*®.



## Book A, with Free Downloadable Recordings Preparatory

- Introduces Guide Notes C, G and F; steps and repeated notes
- Engaging music: pre-reading and on the staff
- CD with practice and play along tracks included
- Perfect for a 30-minute lesson

FJH2223 / 6.95

**DYNAMIC SIGNS** tell you how loud or soft to play.  
forte (*f*) means to play loudly.  
piano (*p*) means to play softly.

**Practice steps:**

- Circle the *f* and *p* signs.
- Plan the sounds.
- Show your teacher where repeated notes are.

**Eating Ice Cream!**

R.H. 2  
*f* I like ice cream, yes I do! *p* Sweet va - nil - la, choc - 'tate too.

L.H. 3

**DIET PART:** (student plays as written)

R.H.  
L.H.

On the repeat say the letter name of each note.  
Did you hear *f* and *p*?

22

**Steps in the Treble Staff**

1. Remember to use your R.H. when you see this clef.

• Play this step:  
Is it going up or down?

line to space

space to line

2. Now find C—D—E.

R.H. 1 2 3

3. Use the same practice steps Mozart gave you on p. 44.

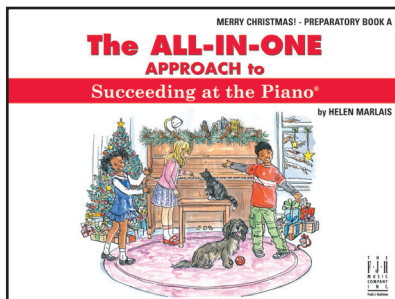
**Treble Clef Melody**

*f* Step - ping up, *p* step - ping down, *f* C C D D E E E E

Step - ping down, step - ping up, E E E D D C C C.

• Did you count aloud?  
• Did you hear a change in dynamics (*f* and *p*)?

45



## Merry Christmas Book A Preparatory

- 7 seasonal titles with lyrics: 5 pre-reading, 2 on the staff
- Fun, educational activity pages
- Keyboard diagrams for hand position
- Music Dictionary included

FJH2230 / 5.50

**Jingle Bells**

With energy!

R.H. 2  
*f* Jin - gle bells, jin - gle bells, jin - gle all the way;

L.H. 1

Oh, what fun it is to ride in a one - horse o - pen sleigh!

**DIET PART:** (student plays 1 octave higher)

R.H.  
L.H.


10

**The White Keys**

• Starting with A, write the letter name on the keys below.  
• Then draw lines from the gingerbread men to the correct keys.  
One has been done for you.

A

16



## Book B, with Free Downloadable Recordings Preparatory

- Pieces in Middle C Position and C Position
- Teaches steps, skips and hands together playing
- Correct, healthy technique reinforced daily
- Students learn how to listen

FJH2224 / 6.95

**Practice steps:**

- Tap the rhythm and count aloud.
- Remember that steps (2nds) are always line to space or space to line.
- Circle the steps in your music.

**My Friend**


Moving along

**DIET PART:** (student plays 1 octave higher)

**The Little Mermaid**

Help the little mermaid swim to shore!

- Circle only the notes that are correct.
- Then draw a line from each correct note to the shore.



## Merry Christmas Book B Preparatory

- 7 holiday tunes on the staff with lyrics
- Activities reinforce note names, rhythm and terms and symbols
- Mostly hands alone playing with easy-to-read notation
- Easy teacher duets that enhance student solos

FJH2231 / 5.50


**In Santa's Workshop**

- Write the name of the guide notes in the boxes below.
- There are 8 boxes to fill in.

**Away in a Manger**

Gently

**DIET PART:** (student plays 1 octave higher)



## Book 1A, with Free Downloadable Recordings

- Healthy and natural technique is introduced and reinforced
- Students love the music! Teachers love the easy flow of concepts!
- FACE and Treble C Position are introduced
- Students learn how to practice

FJH2225 / 6.95

**Practice step:**

- Which line is the most different from the other 3? Practice it more! (At least 5 times a day!)

**The Haunted House**

*Curiously*

There's a house they say is haun - ed, it's right down my street;

When I have to pass that way, I real - ly move my feet!

*mf* I just heard a scar - y sound I've nev - er heard be - fore;

*p* I don't think I'll stick a - round, I'll run right past the door! Yikes!

*f* Play the lowest A on the piano.

FJH2225 23

**Interval of a 5th**

**Practice steps:**

- Tap and count aloud boldly.
- Find and prepare all the 5ths.

**Knights So Brave!**

*Bully*


Knights so brave! Ride through the morn - ing mist,

Car - ry - ing their ban - ners at the break - ing of this day! Oh!

Knights so brave! Start - ing their roy - al quest,

*mf* Let's go speed them on, their getting louder

FJH2225 30



## Merry Christmas Book 1A

- 7 seasonal solos on the staff with optional duets
- Holiday activity pages
- Easy hands-together playing
- Includes lyrics and a dictionary

FJH2232 / 5.95

**Jolly Old Saint Nicholas**

*Happily*

*mp* getting louder

Jol - ly old Saint

Nich - o - las, lean your ear this way!

Don't you tell a sin - gle soul what I'm going to

**DUET PART** (student plays 1 octave higher)

*p* with pedal *mp*

FJH2232 8

**Giving Gifts**

Everyone likes to receive gifts. However, giving gifts can also be fun!

Each step or skip has a match. Circle the match and write the answers below every stocking.

Ex:

1.

2.

3.

FJH2232 12



## Book 1B, with Free Downloadable Recordings

- Both G Positions are introduced and all notes on the grand staff
- Sharps, flats, five-finger patterns and I-V7 chords
- Activities include: composition, technique, theory and ear training
- CD has 3 tracks for each piece: slow practice piano solo; piano and accompaniment at actual tempo; and accompaniment alone at actual tempo

FJH2226 / 6.95

**Practice steps:**

- Name the sharp in this piece:  $\sharp$
- Which 2 lines of music have the same pattern of notes? \_\_\_\_\_ and \_\_\_\_\_.

**THE PET STORE**

**1. Happily**

*mf* My dog and I like to roam the pet store,

*mp* Pup - pies and kit - tens and gold - fish go - fore!

**DUET PART: (pianist plays 1 octave higher)**

R.H. *mf*

L.H. *mf*

10 FJH2226

**Practice steps:**

- Circle every Bass G.

**PINOCCHIO**

**1. Moving along**

*mf* My name is Pin - oc - chi - o, I am a wood - en boy. Al -


though Ge - pet - to made me, I'm not like oth - er toys. *f*

*mf* move a - round, I talk out loud, I e - ven sing a song: And

ev - 'ry time I tell a lie my nose grows two feet long! *f*

*mf* Push forward out of the box, out fast!

31 FJH2226



## Merry Christmas Book 1B

- 8 seasonal solos
- Suitable for any performance venue
- Accidentals used
- Lyrics and dictionary included

FJH2233 / 5.95

**We Three Kings of Orient Are**

*Gently*

*mp* We three kings of O - ri - ent are;

Bear - ing gifts we trav - erse a - fac.

*mf* Field and four - tain, moor and moun - tain,

fol - low - ing yon - der star.

4 FJH2233

**Christmas Music Symbols**

Find and circle the following music symbols in the picture:

*f* *mf* *mp* *p*  $\sharp$   $\flat$   $\natural$   $\text{trill}$   $\text{ornament}$

12 FJH2233



- Fabulous original solos
- Arrangements of classical themes and folk tunes
- Healthy technique reinforced
- CD has 3 tracks for each piece: slow practice piano solo; piano and accompaniment at actual tempo; and accompaniment alone at actual tempo

**FJH2227 / 7.50**

**Practice steps:**

- Circle one measure that has a half step.
- Play hands separately.
- Then practice by "units"—1 measure plus 1 downbeat.

**Unit 6 (4-measure)**

**Robin Hood**



**Bolally**

5

There

10

once was a young out-law who lived in a wood. He

15

had man-y fine fel-lows, and their deeds were all good. They

20

25

30

35

40

45

50

55

60

65

70

75

80

85

90

95

100

105

110

115

120

125

130

135

140

145

150

155

160

165

170

175

180

185

190

195

200

205

210

215

220

225

230

235

240

245

250

255

260

265

270

275

280

285

290

295

300

305

310

315

320

325

330

335

340

345

350

355

360

365

370

375

380

385

390

395

400

405

410

415

420

425

430

435

440

445

450

455

460

465

470

475

480

485

490

495

500

505

510

515

520

525

530

535

540

545

550

555

560

565

570

575

580

585

590

595

600

605

610

615

620

625

630

635

640

645

650

655

660

665

670

675

680

685

690

695

700

705

710

715

720

725

730

735

740

745

750

755

760

765

770

775

780

785

790

795

800

805

810

815

820

825

830

835

840

845

850

855

860

865

870

875

880

885

890

895

900

905

910

915

920

925

930

935

940

945

950

955

960

965

970

975

980

985

990

995

1000

1005

1010

1015

1020

1025

1030

1035

1040

1045

1050

1055

1060

1065

1070

1075

1080

1085

1090

1095

1100

1105

1110

1115

1120

1125

1130

1135

1140

1145

1150

1155

1160

1165

1170

1175

1180

1185

1190

1195

1200

1205

1210

1215

1220

1225

1230

1235

1240

1245

1250

1255

1260

1265

1270

1275

1280

1285

1290

1295

1300

1305

1310

1315

1320

1325

1330

1335

1340

1345

1350

1355

1360

1365

1370

1375

1380

1385

1390

1395

1400

1405

1410

1415

1420

1425

1430

1435

1440

1445

1450

1455

1460

1465

1470

1475

1480

1485

1490

1495

1500

1505

1510

1515

1520

1525

1530

1535

1540

1545

1550

1555

1560

1565

1570

1575

1580

1585

1590

1595

1600

1605

1610

1615

1620

1625

1630

1635

1640

1645

1650

1655

1660

1665

1670

1675

1680

1685

1690

1695

1700

1705

1710

1715

1720

1725

1730

1735

1740

1745

1750

1755

1760

1765

1770

1775

1780

1785

1790

1795

1800

1805

1810

1815

1820

1825

1830

1835

1840

1845

1850

1855

1860

1865

1870

1875

1880

1885

1890

1895

1900

1905

1910

1915

1920

1925

1930

1935

1940

1945

1950

1955

1960

1965

1970

1975

1980

1985

1990

1995

2000

2005

2010

2015

2020

2025

2030

2035

2040

2045

2050

2055

20

# Merry Christmas Book 2A

- 7 favorite carols/songs
- Holiday activity pages
- Lyrics included
- Suitable for any venue

**FJH2234 / 5.95**

**O Come, O Come, Emmanuel**

Thoughtfully

*mp* O come, O come, Em - man - u - el. And

*f*

ran - som cap - tive Is - ra - el. That


mourns in hea - ry ex - ile here, more both hands Un -

**DUET PART:** (Incident plays 1 octave higher)

*mp* *ped. solo*

This arrangement © 2010 The F.H. Mann Company Inc. (ASCAP).  
 International Copyright Secured. Made in U.S.A. All Rights Reserved.

FJH22324



## Book 2B, with CD and Free Downloadable Recordings

- Presents minor five-finger patterns and i-V7-i in C, G, F, D and A.
- Introduces sonatina form
- One-octave scales in C and G major
- Various musical styles—rock, folk, blues, classical themes and original solos

FJH2228 / 8.95

**Practice steps:**

- Which measures sound minor? \_\_\_\_\_
- Play with forward direction for a dramatic, exciting piece!

**Rock Out the Show**

The matrone was invented by a German named Mozart. This happened during Beethoven's life time (1770-1827).

Powerful beat (♩ = ca. 128)

*mp*

*mf*

*f*

*mf*

Put your par - ty face

on: night: gam - na rock out the step out in - to the

10 FJH2228

**Practice steps:**

- Does this piece sound major or minor? Circle one.

**The Golden Pavilion**  
金黃亭

Calmly (♩ = ca. 112)


*mp*

*mf*

*f*

*mf*

28 FJH2228



## Merry Christmas Book 2B

- 7 seasonal favorites
- Two with optional duets
- Arrangements use I-IV-V7-I
- Perfect for any holiday event

FJH2235 / 5.95

**God Rest Ye Merry, Gentlemen**

Moderately fast (♩ = ca. 132)

*mp*

*mf*

*f*

*mf*

rest - ye mer - ry, gam - tie - men, let noth - ing you dis - may.

Je - sus Christ our Sav - ior was born on Christ - mas day.

4 FJH2235

**O Christmas Tree**  
(O Tannenbaum)

Moderately (♩ = 84-96)

*mf*

*mp*

Christ - mas tree, O Christ - mas tree, your branch - es green de - light us! O Christ - mas tree, O Christ - mas tree, your branch - es green de - light us! They're

10 FJH2235



- FJH2229 / 8.95


**Practice steps:**

- This piece is in A B A' form. Mark it in the music.

**Giant Sequoia**



**Exercise 1** Expressive ( $\lambda = \text{ca. } 120$ )



**Note to Teachers:** When students play with their thumbs, have them drop into the keys. This gesture releases tension and makes it possible for them to play the phrases with a free arm and a beautiful sound.

FJH2229



- FJH2236 / 5.95

**Hark! The Herald Angels Sing**

Joyfully (♩ = ca. 120)

1  
Hark! The her-ald an-gels sing, ...

2  
Glo-ry to the new-born King:

3  
Peace on earth and mer-cy mild, ...

God and sin-ners rec-on-ciled.

more!

# FJH PIANIST CURRICULUM CORRELATION CHART

The All-In-One Approach to Succeeding at the Piano®	Succeeding at the Piano®	Succeeding with a Notespeller	Succeeding with the Masters® (Baroque, Classical, Romantic Eras)	Succeeding with the Masters® Student Activity Books	The Festival Collection®	Succeeding with the Masters® The Festival Collection®* Etudes with Technique	Succeeding with the Masters® The Festival Collection® Sonatinas
Preparatory A and B	2nd Edition Preparatory Level	2nd Edition Preparatory Level					
Books 1A and 1B	2nd Edition Grade 1A Grade 1B	2nd Edition Grade 1A Grade 1B					
Books 2A and 2B	2nd Edition Grade 2A	2nd Edition, Grade 2A (2019)			Preparatory (Early Elementary through Mid-Elementary)	Preparatory (Early Elementary through Mid-Elern.)	
Book 2C	2nd Edition Grade 2B	2nd Edition, Grade 2B (2019)	On Your Way to Succeeding with the Masters® (Elementary through Late Elementary) with Theory Book		Book 1 (Elementary to Mid-Elementary)	Book 1 (Elementary to Mid-Elementary)	Book 1 (Mid-Elementary)
Students can easily move into Grade 3 of Succeeding at the Piano®	2nd Edition Grade 3		An Introduction to Succeeding with the Masters® (Late Elementary through Intermediate) (Begin) Succeeding with the Masters®, Volume One (Late Elementary through Intermediate)	Student Activity Book Baroque Era, Volume One Classical Era, Volume One Teacher's Handbook Baroque Era, Volume One Classical Era, Volume One	Book 2 (Late Elementary)	Book 2 (Late Elementary)	Book 2 (Late Elementary to Early Intermediate)
	Grade 4		Succeeding with the Masters® Volume One (Late Elementary through Intermediate)	Student Activity Book and Teacher's Handbook Baroque Era, Volume One Classical Era, Volume One	Book 3 (Early Intermediate)	Book 3 (Early Intermediate)	Book 2 (Late Elementary to Early Int.)
	Grade 5		Succeeding with the Masters® Volume One (Late Elementary through Intermediate)	Student Activity Book and Teacher's Handbook Baroque Era, Volume One Classical Era, Volume One	Books 3 and 4 (Early Intermediate / Intermediate)	Books 3 and 4 (Early Intermediate / Intermediate)	Book 3 (Intermediate) Book 4 (Int. to Late Int.)
	Grade 5		Succeeding with the Masters® Volume One (Late Elementary through Intermediate)	Student Activity Book and Teacher's Handbook Baroque Era, Volume One Classical Era, Volume One	Books 3 and 4 (Early Intermediate / Int.)	Books 3 and 4 (Early Intermediate / Intermediate)	Book 3 (Intermediate) Book 4 (Int. to Late Int.)
			Succeeding with the Masters® Volume Two (Intermediate through Early Advanced)	Student Activity Book and Teacher's Handbook Baroque Era, Volume Two	Book 4 (Intermediate)	Book 4 (Intermediate)	Book 4 (Intermediate to Late Intermediate)
			Succeeding with the Masters® Volume Two (Intermediate through Early Advanced)	Student Activity Book and Teacher's Handbook Baroque Era, Volume Two	Book 5 (Late Intermediate)	Book 5 (Late Intermediate)	Book 5 (Late Intermediate)
			Succeeding with the Masters® Volume Two (Intermediate through Early Advanced)	Student Activity Book and Teacher's Handbook Baroque Volume Two	Book 6 (Late Int. to Early Advanced)	Book 6 (2019)	Book 6 (Early Advanced) (2019)
					Book 7 (Early Advanced) and Book 8 (Advanced)	Book 8 will complete this series.	Book 6 will complete this series.

\* Succeeding with the Masters® & The Festival Collection® Teacher's Handbook correlates the repertoire between these two series.

# FJH PIANIST CURRICULUM CORRELATION CHART

The In Recital® Series**	Sight Reading & Rhythm Every Day®	Write, Play, and Hear Your Theory Every Day®	Energize Your Fingers Every Day®	Intervallic Reading Series	Play Your Scales & Chords Every Day®	The FJH Contemporary Keyboard Editions
In Recital® Ready, Set, Play! In Recital® with Little Pieces for Little Fingers			Preparatory			
Book 1 (Early Elementary)	Books A & B "Let's Get Started!" Books 1A & 1B	Book 1	Book 1	Be A Star! Book 1 (Early Elementary/Elementary) Be A Star at Christmas! (Elementary to Late Elementary) On Stage! Book 1 (Early Elementary/Elementary) Be A Star! Hymns, Book 1 (Early Elementary to Elementary)	Book 1	
Book 2 (Elementary)	Book 2A	Book 2	Book 2A	Be A Star! Book 2 (Late Elementary) Be A Star! Hymns, Book 2 (Late Elementary) On Stage! Book 2 (Elementary/Late Elementary)	Book 1	Contemporary Collage, Volume 1, Book 1  Pictures and Beyond, Book 1
Book 3 (Late Elementary)	Book 2B	Book 3	Book 2B	Be A Star! Book 2 (Late Elementary) On Stage! Book 2 (Elementary/Late Elementary)	Book 2	Contemporary Collage, Volume 1, Book 1
Book 3 (Late Elementary)	Book 3A  Book 3B	Book 4	Book 3A  Book 3B (2019)	Be A Star! Book 3 (Early Intermediate to Mid-Int.) On Stage! Book 3 (Early Intermediate/Intermediate) Be A Star! Book 3 (Early Intermediate to Mid-Int.) On Stage! Book 3 (Early Intermediate/Intermediate)	Book 3	Echoes, Pictures, Riddles, and Tales for Piano Solo
Book 4 (Early Intermediate)	Book 4A	Book 4	Book 4A (2019) Book 4B (2019)		Book 4	Echoes, Pictures, Riddles, and Tales for Piano Solo Travels Through Sound
Books 4 and 5 (Early Intermediate/Intermediate)	Book 4B Book 5	Book 5	Book 5 (2019)		Book 5 (2019)	Modern Miniatures, Volume 1 Contemporary Collage Volume 1, Book 2
Book 5 (Intermediate)	Book 5	Book 5			Book 6 (2019)	SOUND/WORLD, Vol. 1 Reaching Out, for Solo Piano Portraits for Piano
Book 6 (Late Intermediate)	Book 5	Book 5				Contemporary Collage, Volume 1, Book 3 Musical Treasures, Vol. 1
Book 6 (Late Intermediate)	Book 6	Book 6				Musical Treasures, Vol. 2 Outside the Box Watercolors for Ten Fingers
In Recital® for the Advancing Pianist*** (Early Advanced)	Book 6	Book 6				Concertino No. 1 Preludes, Volume 1
	Books 7 and 8	Book 7 (2019)	Book 6 will complete this series.		Book 7 Anthology will complete this series.	SOUND/WORLD, Vol. 2 Modern Miniatures, Vol. 2 Piano Album****  Modern Expressions for Piano

\*\* Includes: *In Recital® Throughout the Year, Volumes One and Two; Christmas Favorites; Duets; Classical Themes; Jazz, Blues, & Rags; Popular Christmas Music; Popular Music; All-Time Favorites; Timeless Hymns; and The Best of In Recital Solos®.*

\*\*\* Includes: *In Recital® for the Advancing Pianist—Christmas; Popular Christmas; Jazz & Blues; Original Solos, Book 1; Popular, Books 1 and 2; Classical Themes; and Duets.*

\*\*\*\* The FJH Contemporary Keyboard Editions contain many more publications from elementary to advanced levels. A catalog for the complete series is available upon request.

# STUDENTS LEARNING FROM *SUCCEEDING AT THE PIANO*® Videos online at: [www.fjhmusic.com](http://www.fjhmusic.com)

The Succeeding at the Piano® website is up and there are over 1,000 teaching videos for you!



## THE ALL-IN-ONE APPROACH TO SUCCEEDING AT THE PIANO®

- |                                      |         |                             |         |                             |         |
|--------------------------------------|---------|-----------------------------|---------|-----------------------------|---------|
| • Preparatory A, with FDR*           | FJH2223 | • Book 1B, with CD and FDR* | FJH2226 | • Book 2C, with CD and FDR* | FJH2229 |
| • Merry Christmas Preparatory Book A | FJH2230 | • Merry Christmas Book 1B   | FJH2233 | • Merry Christmas Book 2C   | FJH2236 |
| • Preparatory B, with FDR*           | FJH2224 | • Book 2A, with CD and FDR* | FJH2227 |                             |         |
| • Merry Christmas Preparatory Book B | FJH2231 | • Merry Christmas Book 2A   | FJH2234 |                             |         |
| • Book 1A, with FDR*                 | FJH2225 | • Book 2B, with CD and FDR* | FJH2228 |                             |         |
| • Merry Christmas Book 1A            | FJH2232 | • Merry Christmas Book 2B   | FJH2235 |                             |         |

## THE SUCCEEDING AT THE PIANO® METHOD

### 2ND EDITION

- | PREPARATORY LEVEL                             |         |
|---|---------|
| • Lesson Book, Prep., with FDR*               | FJH2334 |
| • Lesson and Technique Book, Prep., with FDR* | FJH2266 |
| • Recital Book, Preparatory, with CD*         | FJH2267 |
| • Theory and Activity Book, Preparatory       | FJH2268 |
| • Merry Christmas Book, Preparatory           | FJH2054 |
| • Flash Card Friend, Preparatory              | FJH2285 |

- | GRADE 1A                                       |         |
|--|---------|
| • Lesson Book, Grade 1A, with FDR*             | FJH2335 |
| • Lesson and Technique Book, Gr. 1A, with FDR* | FJH2269 |
| • Recital Book, Grade 1A, with FDR*            | FJH2270 |
| • Theory and Activity Book, Grade 1A           | FJH2271 |
| • Merry Christmas Book, Grade 1A               | FJH2281 |
| • Flash Card Friend, Gr. 1A                    | FJH2286 |

- | GRADE 1B                                      |         |
|---|---------|
| • Lesson Book, Grade 1B, with FDR*            | FJH2336 |
| • Lesson and Technique Book, Gr. 1B, with CD* | FJH2272 |
| • Recital Book, Grade 1B, with CD*            | FJH2273 |
| • Theory and Activity Book, Grade 1B          | FJH2274 |
| • Merry Christmas Book, Grade 1B              | FJH2282 |
| • Flash Card Friend, Gr. 1B                   | FJH2287 |

- | GRADE 2A   |         |
|--|---------|
| • Lesson Book, Grade 2A, with FDR*               | FJH2337 |
| • Lesson and Technique Book, Grade 2A, with CD*  | FJH2275 |
| • Recital Book, Gr. 2A, with CD*                 | FJH2276 |
| • Theory and Activity Book Grade 2A              | FJH2277 |
| • Merry Christmas Book, Gr. 2A                   | FJH2283 |
| • Flash Card Friend, Grade 2A <b>COMING SOON</b> | FJH2288 |

- | GRADE 2B   |         |
|--|---------|
| • Lesson Book, Grade 2B, with FDR*               | FJH2338 |
| • Lesson and Technique Book, Grade 2B, with CD*  | FJH2278 |
| • Recital Book, Grade 2B, with CD*               | FJH2279 |
| • Theory and Activity Book Grade 2B              | FJH2280 |
| • Merry Christmas Book, Gr. 2B                   | FJH2284 |
| • Flash Card Friend, Grade 2B <b>COMING SOON</b> | FJH2289 |

- | GRADE 3  |         |
|--|---------|
| • Lesson and Technique Book Grade 3, with FDR* | FJH2071 |
| • Recital Book, Grade 3, with FDR*             | FJH2072 |
| • Theory and Activity Book, Grade 3            | FJH2073 |
| • Merry Christmas Book, Grade 3                | FJH2074 |

### CORE ORIGINALS

- | GRADE 4   |           |
|---|-----------|
| • Lesson and Technique Book Grade 4, without CD | FJH2075   |
| • Lesson and Technique Book Grade 4, with CD*   | FJH2075CD |
| • Recital Book, Grade 4, with CD*               | FJH2076   |
| • Theory and Activity Book, Grade 4             | FJH2077   |
| • Merry Christmas Book, Grade 4                 | FJH2078   |

- | GRADE 5   |           |
|---|-----------|
| • Lesson and Technique Book Grade 5, without CD | FJH2178   |
| • Lesson and Technique Book Grade 5, with CD*   | FJH2178CD |
| • Recital Book, Grade 5, with CD*               | FJH2179   |
| • Theory and Activity Book, Grade 5             | FJH2180   |
| • Merry Christmas Book, Grade 5                 | FJH2181   |

\* Books include CD and/or Free Downloadable Recordings (FDR).

©2019 The FJH Music Company Inc. 2nd Edition SATP-218A (GENERIC)



Scan this code with your smartphone to subscribe!