

# TWO GREAT APPROACHES

## The 2nd Edition of Succeeding at the Piano®

In the joy-filled approach you will experience:

- Terrific motivational music by multiple composers in a wide variety of styles.
- Essential technique instills good habits right from the start! The technique is gradually introduced and is easy to remember. Students will play with excellent motion and good sound, which promotes success every day!
- Easy to understand reading approach, with combined traditional and intervallic reading. Steps, skips and repeated notes are taught in the Preparatory level. 4th and 5th intervals are learned in Grade 1A.
- Musicality is nurtured from the beginning and is reinforced throughout the method. Friendly icons remind students to listen and observe.
- Effective practice techniques engage students and lead to smooth progress.

### Lesson Books Only:



### Lesson and Technique Books:



Visit: [www.HelenMarlais.com](http://www.HelenMarlais.com) for teaching videos of the methods and much more!

 Follow us on Facebook: Succeeding at the Piano Helen Marlais

## The ALL-IN-ONE APPROACH to Succeeding at the Piano®

- Perfect for a 30-minute lesson
- Also ideal for the busy student
- Integrates Lesson, Technique, and Theory under one affordable cover



## About the Author



Dr. Marlais' dedication to pedagogy for the young is sincere and unwavering. She has given well over 900 pedagogical presentations and master classes for pre-college students. One of the joys of her life has been creating materials to support piano teachers as they guide young musicians. The piano series that she has developed and published for The FJH Music Company have become an integral part of piano students' repertoire across the country and abroad. Excellent external reviews have come from the European Piano Teachers Association (EPTA), Canada, and the USA. Her series, *Succeeding at the Piano*®, and *The All-in-One Approach to Succeeding at the Piano*®, *Succeeding with the Masters*®, *The Festival Collection*®, and *In Recital*® all have companion recordings. Other series that round out her catalog are: *Sight Reading and Rhythm Every Day*®, *Energize Your Fingers Every Day*®, *Play Your Scales and Chords Every Day*®, *The FJH Intervallic Reading Series*®, *Write, Play, and Hear Your Theory Every Day*®, the *FJH Adult Piano Curriculum*, and *In Recital*® for the Advancing Pianist. *The Contemporary Keyboard Editions*® focuses on piano music by contemporary art-music composers. Several of the series above have been translated for and released in South Korea, China, and Taiwan.

Dr. Helen Marlais' performance schedule includes concerts and pedagogical sessions throughout North America, Europe, and Asia. Her travels abroad have included performing and teaching in India, South Korea, Taiwan, Italy, England, France, Spain, Hungary, Turkey, Germany, Austria, Lithuania, Estonia, China, Australia, New Zealand, Jamaica, and Russia. Dr. Marlais has recorded on Audite, Gasparo, Stargrass and Centaur record labels. She has had performances broadcast regionally, nationally, and internationally, on radio, television, and the Internet. Her recording, *Music for Clarinet and Piano*, was nominated for the 2013 International Classical Music Awards, one of the most prestigious distinctions available to classical musicians today. FonoForum, a leading European classical music magazine, writes: "Seldom has one so clearly observed the bubbling substructure of the piano part of Schumann's Fantasy Pieces Op. 73 and, thereby, seldom have the Schumann pieces been played so elegantly and delicately." They continue with: "...Marlais' playing is always exact, elegant, without excess. The beauty of this genuinely joint playing is so engaging that it seems to lack for nothing."

Recipient of the Distinguished Contribution to a Discipline Award at Grand Valley State University in Grand Rapids, Michigan, Dr. Marlais teaches piano and directs the Piano Pedagogy Certificate program for undergraduate piano majors and for professional piano teachers. Dr. Marlais teaches applied piano lessons to a select number of exceptional piano majors who come to GVSU specifically to study with her, and she also teaches collaborative piano and piano literature on a rotating basis. Many of Dr. Marlais' pre-college through university majors are award-winning pianists. She has demonstrated the ability to develop the highest of standards while teaching with a joy-filled approach. She received her DM in piano performance and pedagogy from Northwestern University and her MFA in piano performance from Carnegie Mellon University. She received her BM in piano performance from the University of Toledo and was their 2008 Outstanding Alumna in the Arts. Dr. Marlais has been inspired by her teachers and their teachers: Frances Renzi, Rosina Lhévinne, and Beveridge Webster; Alan Feinberg and Dorothy Taubman; Ralph Zitterbart, Irene Schreier Scott, Elvina Truman Pearce, and Fran Larimer; and Harry Franklin, who traced his musical genealogy through Alexander Siloti to Franz Liszt.

Visit: [www.HelenMarlais.com](http://www.HelenMarlais.com) – Full of teacher resources and over 1,500 free teaching videos!

# Table of Contents

## 2nd Edition, Succeeding at the Piano®, Preparatory

Lesson Book, with Free Downloadable Recordings . . . . .	4
Lesson and Technique Book, with Free Downloadable Recordings . . . . .	5
Recital Book, Free Downloadable Recordings . . . . .	5
Theory and Activity Book . . . . .	6
Merry Christmas Book . . . . .	6

## 2nd Edition, Succeeding at the Piano®, Grade 1A

Lesson Book, with Free Downloadable Recordings . . . . .	7
Lesson and Technique Book, with Free Downloadable Recordings . . . . .	7
Recital Book, with Free Downloadable Recordings . . . . .	8
Theory and Activity Book . . . . .	8
Merry Christmas Book . . . . .	9

## 2nd Edition, Succeeding at the Piano®, Grade 1B

Lesson Book, with Free Downloadable Recordings . . . . .	9
Lesson and Technique Book, Free Downloadable Recordings . . . . .	10
Recital Book, Free Downloadable Recordings . . . . .	10
Theory and Activity Book . . . . .	11
Merry Christmas Book . . . . .	11

## 2nd Edition, Succeeding at the Piano®, Grade 2A

Lesson Book, with Free Downloadable Recordings . . . . .	12
Lesson and Technique Book, with Free Downloadable Recordings . . . . .	12
Recital Book, with Free Downloadable Recordings . . . . .	13
Theory and Activity Book . . . . .	13
Merry Christmas Book . . . . .	14

## 2nd Edition, Succeeding at the Piano®, Grade 2B

Lesson Book, with Free Downloadable Recordings . . . . .	14
Lesson and Technique Book, with Free Downloadable Recordings . . . . .	15
Recital Book, with Free Downloadable Recordings . . . . .	15
Theory and Activity Book . . . . .	16
Merry Christmas Book . . . . .	16

## 2nd Edition, Succeeding at the Piano®, Grade 3

Lesson and Technique Book, with Free Downloadable Recordings . . . . .	17
Recital Book, with Free Downloadable Recordings . . . . .	17
Theory and Activity Book . . . . .	18
Merry Christmas Book . . . . .	18

## 2nd Edition, Succeeding at the Piano®, Grade 4

Lesson and Technique Book, with Free Downloadable Recordings . . . . .	19
Recital Book, with Free Downloadable Recordings . . . . .	19
Theory and Activity Book . . . . .	20
Merry Christmas Book . . . . .	20

## 2nd Edition, Succeeding at the Piano®, Grade 5

Lesson and Technique Book, with Free Downloadable Recordings . . . . .	21
Recital Book, with Free Downloadable Recordings . . . . .	21
Theory and Activity Book . . . . .	22
Merry Christmas Book . . . . .	22

## All-In-One Approach to Succeeding at the Piano®, Preparatory

Book A, with Free Downloadable Recordings . . . . .	23
Merry Christmas Book A . . . . .	23
Book B, with Free Downloadable Recordings . . . . .	24
Merry Christmas Book B . . . . .	24

## All-In-One Approach to Succeeding at the Piano®, Books 1A and 1B

Book 1A, with Free Downloadable Recordings . . . . .	25
Merry Christmas Book 1A . . . . .	25
Book 1B, with Free Downloadable Recordings . . . . .	26
Merry Christmas Book 1B . . . . .	26

## All-In-One Approach to Succeeding at the Piano®, Books 2A, 2B, 2C

Book 2A, with Free Downloadable Recordings . . . . .	27
Merry Christmas Book 2A . . . . .	27
Book 2B, with Free Downloadable Recordings . . . . .	28
Merry Christmas Book 2B . . . . .	28
Book 2C, with Free Downloadable Recordings . . . . .	29
Merry Christmas Book 2C . . . . .	29

## Correlation Chart . . . . .

## Some of the highlights of 2nd Edition, Succeeding at the Piano® are:

- Terrific motivational music by multiple composers in a wide variety of styles.
- Healthy and natural technique is gradually introduced with clearly defined “touch releases.” Students learn that the gesture creates the sound! Each touch release has a designated icon and is reinforced throughout the method.
- Musicality is reinforced throughout the method. Friendly icons remind students to listen and observe.
- Students learn in a combined reading approach of traditional note reading and intervallic reading.
- A classical approach instills a love for the music of the great composers. Contemporary music engages students and keeps the music current, age appropriate and fulfills the pedagogical mission of the series.
- Composition and ear training activities review concepts in the *Theory and Activity Book*.
- Effective practice steps engage students so they progress smoothly and retain key information.
- Each *Lesson and Technique Book* and *Recital Book* include free downloadable recordings that are available at [www.fjhmusic.com/downloads](http://www.fjhmusic.com/downloads)



### Lesson Book, with Free Downloadable Recordings Preparatory

This is a special edition with similar music and art for teachers who prefer teaching technique in their own, personal style. We've taken out some technical hints and reminders so teachers can use their unique, descriptive vocabulary for the physical gestures necessary to play beautifully. Concepts for beginners include basic rhythmic figures, dynamics, healthy technique, notes in Middle C position and C position, reading from Guide Notes, basic intervals, and musical terms and symbols.

FJH2334 / 8.95

**Practice steps:**

- Notice the repeated notes.
- Use the "Drip-Drop-Roll" motion when you play the  $\frac{1}{4}$  notes.

**Bunnies Hop**

Run - nix hop ev - 'ry - where on our lawn!

**Note to Teachers:** Have students play with flexible wrists and with first knuckle joints that do not bend.

50 FJH2334

**The Grand Entrance**

Stand up ev - 'ry one, for the king and queen! Hand in hand they come, a ma - jor - tic noise.

**The B $\flat$  sign below the music means to play the notes 1 octave lower.**

**Slowly with majesty**

8va (LH / octave lower)

Describe the sound you made to your teacher. Was it majestic or quiet?

58 FJH2334





## Lesson and Technique Book with Free Downloadable Recordings Preparatory

This book introduces basic rhythmic figures, dynamics, correct and healthy technique, notes in Middle C position and C position, reading from Guide Notes, basic intervals, and musical terms and symbols. The Tissue Box and Drip-Drop-Roll are two touch releases reinforced throughout the entire 2nd Edition. A cleaner look, easier student solos and teacher duets, simplified technique, and terrific motivational music build a solid musical foundation that instills love of piano playing. The free downloads allow students to hear piano music played well with correct phrasing, dynamics, and inflection.

FJH2266 / 10.95

**Middle C and Treble G** Recital p. 11

Guide Note G  
Middle C

The Treble Clef has another name—G Clef because it shows where Treble G is on the staff.

**A Rainbow**

Brightly

Look - ing out my win - dow, I can see a rain - bow.

Arch - ing oh so grace - ful - ly a - cross the sky.

DUET PART (student plays 1 octave higher)

RLK: 1. 2. 3. 4. 5. 6. 7. 8. 9. 10. 11. 12. 13. 14. 15. 16. 17. 18. 19. 20. 21. 22. 23. 24. 25. 26. 27. 28. 29. 30. 31. 32. 33. 34. 35. 36. 37. 38. 39. 40. 41. 42. 43. 44. 45. 46. 47. 48. 49. 50. 51. 52. 53. 54. 55. 56. 57. 58. 59. 60. 61. 62. 63. 64. 65. 66. 67. 68. 69. 70. 71. 72. 73. 74. 75. 76. 77. 78. 79. 80. 81. 82. 83. 84. 85. 86. 87. 88. 89. 90. 91. 92. 93. 94. 95. 96. 97. 98. 99. 100. 101. 102. 103. 104. 105. 106. 107. 108. 109. 110. 111. 112. 113. 114. 115. 116. 117. 118. 119. 120. 121. 122. 123. 124. 125. 126. 127. 128. 129. 130. 131. 132. 133. 134. 135. 136. 137. 138. 139. 140. 141. 142. 143. 144. 145. 146. 147. 148. 149. 150. 151. 152. 153. 154. 155. 156. 157. 158. 159. 160. 161. 162. 163. 164. 165. 166. 167. 168. 169. 170. 171. 172. 173. 174. 175. 176. 177. 178. 179. 180. 181. 182. 183. 184. 185. 186. 187. 188. 189. 190. 191. 192. 193. 194. 195. 196. 197. 198. 199. 200. 201. 202. 203. 204. 205. 206. 207. 208. 209. 210. 211. 212. 213. 214. 215. 216. 217. 218. 219. 220. 221. 222. 223. 224. 225. 226. 227. 228. 229. 230. 231. 232. 233. 234. 235. 236. 237. 238. 239. 240. 241. 242. 243. 244. 245. 246. 247. 248. 249. 250. 251. 252. 253. 254. 255. 256. 257. 258. 259. 260. 261. 262. 263. 264. 265. 266. 267. 268. 269. 270. 271. 272. 273. 274. 275. 276. 277. 278. 279. 280. 281. 282. 283. 284. 285. 286. 287. 288. 289. 290. 291. 292. 293. 294. 295. 296. 297. 298. 299. 300. 301. 302. 303. 304. 305. 306. 307. 308. 309. 310. 311. 312. 313. 314. 315. 316. 317. 318. 319. 320. 321. 322. 323. 324. 325. 326. 327. 328. 329. 330. 331. 332. 333. 334. 335. 336. 337. 338. 339. 340. 341. 342. 343. 344. 345. 346. 347. 348. 349. 350. 351. 352. 353. 354. 355. 356. 357. 358. 359. 360. 361. 362. 363. 364. 365. 366. 367. 368. 369. 370. 371. 372. 373. 374. 375. 376. 377. 378. 379. 380. 381. 382. 383. 384. 385. 386. 387. 388. 389. 390. 391. 392. 393. 394. 395. 396. 397. 398. 399. 400. 401. 402. 403. 404. 405. 406. 407. 408. 409. 410. 411. 412. 413. 414. 415. 416. 417. 418. 419. 420. 421. 422. 423. 424. 425. 426. 427. 428. 429. 430. 431. 432. 433. 434. 435. 436. 437. 438. 439. 440. 441. 442. 443. 444. 445. 446. 447. 448. 449. 450. 451. 452. 453. 454. 455. 456. 457. 458. 459. 460. 461. 462. 463. 464. 465. 466. 467. 468. 469. 470. 471. 472. 473. 474. 475. 476. 477. 478. 479. 480. 481. 482. 483. 484. 485. 486. 487. 488. 489. 490. 491. 492. 493. 494. 495. 496. 497. 498. 499. 500. 501. 502. 503. 504. 505. 506. 507. 508. 509. 510. 511. 512. 513. 514. 515. 516. 517. 518. 519. 520. 521. 522. 523. 524. 525. 526. 527. 528. 529. 530. 531. 532. 533. 534. 535. 536. 537. 538. 539. 540. 541. 542. 543. 544. 545. 546. 547. 548. 549. 550. 551. 552. 553. 554. 555. 556. 557. 558. 559. 560. 561. 562. 563. 564. 565. 566. 567. 568. 569. 570. 571. 572. 573. 574. 575. 576. 577. 578. 579. 580. 581. 582. 583. 584. 585. 586. 587. 588. 589. 590. 591. 592. 593. 594. 595. 596. 597. 598. 599. 600. 601. 602. 603. 604. 605. 606. 607. 608. 609. 610. 611. 612. 613. 614. 615. 616. 617. 618. 619. 620. 621. 622. 623. 624. 625. 626. 627. 628. 629. 630. 631. 632. 633. 634. 635. 636. 637. 638. 639. 640. 641. 642. 643. 644. 645. 646. 647. 648. 649. 650. 651. 652. 653. 654. 655. 656. 657. 658. 659. 660. 661. 662. 663. 664. 665. 666. 667. 668. 669. 670. 671. 672. 673. 674. 675. 676. 677. 678. 679. 680. 681. 682. 683. 684. 685. 686. 687. 688. 689. 690. 691. 692. 693. 694. 695. 696. 697. 698. 699. 700. 701. 702. 703. 704. 705. 706. 707. 708. 709. 710. 711. 712. 713. 714. 715. 716. 717. 718. 719. 720. 721. 722. 723. 724. 725. 726. 727. 728. 729. 730. 731. 732. 733. 734. 735. 736. 737. 738. 739. 740. 741. 742. 743. 744. 745. 746. 747. 748. 749. 750. 751. 752. 753. 754. 755. 756. 757. 758. 759. 760. 761. 762. 763. 764. 765. 766. 767. 768. 769. 770. 771. 772. 773. 774. 775. 776. 777. 778. 779. 780. 781. 782. 783. 784. 785. 786. 787. 788. 789. 790. 791. 792. 793. 794. 795. 796. 797. 798. 799. 800. 801. 802. 803. 804. 805. 806. 807. 808. 809. 810. 811. 812. 813. 814. 815. 816. 817. 818. 819. 820. 821. 822. 823. 824. 825. 826. 827. 828. 829. 830. 831. 832. 833. 834. 835. 836. 837. 838. 839. 840. 841. 842. 843. 844. 845. 846. 847. 848. 849. 850. 851. 852. 853. 854. 855. 856. 857. 858. 859. 860. 861. 862. 863. 864. 865. 866. 867. 868. 869. 870. 871. 872. 873. 874. 875. 876. 877. 878. 879. 880. 881. 882. 883. 884. 885. 886. 887. 888. 889. 890. 891. 892. 893. 894. 895. 896. 897. 898. 899. 900. 901. 902. 903. 904. 905. 906. 907. 908. 909. 910. 911. 912. 913. 914. 915. 916. 917. 918. 919. 920. 921. 922. 923. 924. 925. 926. 927. 928. 929. 930. 931. 932. 933. 934. 935. 936. 937. 938. 939. 940. 941. 942. 943. 944. 945. 946. 947. 948. 949. 950. 951. 952. 953. 954. 955. 956. 957. 958. 959. 960. 961. 962. 963. 964. 965. 966. 967. 968. 969. 970. 971. 972. 973. 974. 975. 976. 977. 978. 979. 980. 981. 982. 983. 984. 985. 986. 987. 988. 989. 990. 991. 992. 993. 994. 995. 996. 997. 998. 999. 1000. 1001. 1002. 1003. 1004. 1005. 1006. 1007. 1008. 1009. 1010. 1011. 1012. 1013. 1014. 1015. 1016. 1017. 1018. 1019. 1020. 1021. 1022. 1023. 1024. 1025. 1026. 1027. 1028. 1029. 1030. 1031. 1032. 1033. 1034. 1035. 1036. 1037. 1038. 1039. 1040. 1041. 1042. 1043. 1044. 1045. 1046. 1047. 1048. 1049. 1050. 1051. 1052. 1053. 1054. 1055. 1056. 1057. 1058. 1059. 1060. 1061. 1062. 1063. 1064. 1065. 1066. 1067. 1068. 1069. 1070. 1071. 1072. 1073. 1074. 1075. 1076. 1077. 1078. 1079. 1080. 1081. 1082. 1083. 1084. 1085. 1086. 1087. 1088. 1089. 1090. 1091. 1092. 1093. 1094. 1095. 1096. 1097. 1098. 1099. 1100. 1101. 1102. 1103. 1104. 1105. 1106. 1107. 1108. 1109. 1110. 1111. 1112. 1113. 1114. 1115. 1116. 1117. 1118. 1119. 1120. 1121. 1122. 1123. 1124. 1125. 1126. 1127. 1128. 1129. 1130. 1131. 1132. 1133. 1134. 1135. 1136. 1137. 1138. 1139. 1140. 1141. 1142. 1143. 1144. 1145. 1146. 1147. 1148. 1149. 1150. 1151. 1152. 1153. 1154. 1155. 1156. 1157. 1158. 1159. 1160. 1161. 1162. 1163. 1164. 1165. 1166. 1167. 1168. 1169. 1170. 1171. 1172. 1173. 1174. 1175. 1176. 1177. 1178. 1179. 1180. 1181. 1182. 1183. 1184. 1185. 1186. 1187. 1188. 1189. 1190. 1191. 1192. 1193. 1194. 1195. 1196. 1197. 1198. 1199. 1200. 1201. 1202. 1203. 1204. 1205. 1206. 1207. 1208. 1209. 1210. 1211. 1212. 1213. 1214. 1215. 1216. 1217. 1218. 1219. 1220. 1221. 1222. 1223. 1224. 1225. 1226. 1227. 1228. 1229. 1230. 1231. 1232. 1233. 1234. 1235. 1236. 1237. 1238. 1239. 1240. 1241. 1242. 1243. 1244. 1245. 1246. 1247. 1248. 1249. 1250. 1251. 1252. 1253. 1254. 1255. 1256. 1257. 1258. 1259. 1260. 1261. 1262. 1263. 1264. 1265. 1266. 1267. 1268. 1269. 1270. 1271. 1272. 1273. 1274. 1275. 1276. 1277. 1278. 1279. 1280. 1281. 1282. 1283. 1284. 1285. 1286. 1287. 1288. 1289. 1290. 1291. 1292. 1293. 1294. 1295. 1296. 1297. 1298. 1299. 1300. 1301. 1302. 1303. 1304. 1305. 1306. 1307. 1308. 1309. 1310. 1311. 1312. 1313. 1314. 1315. 1316. 1317. 1318. 1319. 1320. 1321. 1322. 1323. 1324. 1325. 1326. 1327. 1328. 1329. 1330. 1331. 1332. 1333. 1334. 1335. 1336. 1337. 1338. 1339. 1340. 1341. 1342. 1343. 1344. 1345. 1346. 1347. 1348. 1349. 1350. 1351. 1352. 1353. 1354. 1355. 1356. 1357. 1358. 1359. 1360. 1361. 1362. 1363. 1364. 1365. 1366. 1367. 1368. 1369. 1370. 1371. 1372. 1373. 1374. 1375. 1376. 1377. 1378. 1379. 1380. 1381. 1382. 1383. 1384. 1385. 1386. 1387. 1388. 1389. 1390. 1391. 1392. 1393. 1394. 1395. 1396. 1397. 1398. 1399. 1400. 1401. 1402. 1403. 1404. 1405. 1406. 1407. 1408. 1409. 1410. 1411. 1412. 1413. 1414. 1415. 1416. 1417. 1418. 1419. 1420. 1421. 1422. 1423. 1424. 1425. 1426. 1427. 1428. 1429. 1430. 1431. 1432. 1433. 1434. 1435. 1436. 1437. 1438. 1439. 1440. 1441. 1442. 1443. 1444. 1445. 1446. 1447. 1448. 1449. 1450. 1451. 1452. 1453. 1454. 1455. 1456. 1457. 1458. 1459. 1460. 1461. 1462. 1463. 1464. 1465. 1466. 1467. 1468. 1469. 1470. 1471. 1472. 1473. 1474. 1475. 1476. 1477. 1478. 1479. 1480. 1481. 1482. 1483. 1484. 1485. 1486. 1487. 1488. 1489. 1490. 1491. 1492. 1493. 1494. 1495. 1496. 1497. 1498. 1499. 1500. 1501. 1502. 1503. 1504. 1505. 1506. 1507. 1508. 1509. 1510. 1511. 1512. 1513. 1514. 1515. 1516. 1517. 1518. 1519. 1520. 1521. 1522. 1523. 1524. 1525. 1526. 1527. 1528. 1529. 1530. 1531. 1532. 1533. 1534. 1535. 1536. 1537. 1538. 1539. 1540. 1541. 1542. 1543. 1544. 1545. 1546. 1547. 1548. 1549. 1550. 1551. 1552. 1553. 1554. 1555. 1556. 1557. 1558. 1559. 1560. 1561. 1562. 1563. 1564. 1565. 1566. 1567. 1568. 1569. 1570. 1571. 1572. 1573. 1574. 1575. 1576. 1577. 1578. 1579. 1580. 1581. 1582. 1583. 1584. 1585. 1586. 1587. 1588. 1589. 1590. 1591. 1592. 1593. 1594. 1595. 1596. 1597. 1598. 1599. 1600. 1601. 1602. 1603. 1604. 1605. 1606. 1607. 1608. 1609. 1610. 1611. 1612. 1613. 1614. 1615. 1616. 1617. 1618. 1619. 1620. 1621. 1622. 1623. 1624. 1625. 1626. 1627. 1628. 1629. 1630. 1631. 1632. 1633. 1634. 1635. 1636. 1637. 1638. 1639. 1640. 1641. 1642. 1643. 1644. 1645. 1646. 1647. 1648. 1649. 1650. 1651. 1652. 1653. 1654. 1655. 1656. 1657. 1658. 1659. 1660. 1661. 1662. 1663. 1664. 1665. 1666. 1667. 1668. 1669. 1670. 1671. 1672. 1673. 1674. 1675. 1676. 1677. 1678. 1679. 1680. 1681. 1682. 1683. 1684. 1685. 1686. 1687. 1688. 1689. 1690. 1691. 1692. 1693. 1694. 1695. 1696. 1697. 1698. 1699. 1700. 1701. 1702. 1703. 1704. 1705. 1706. 1707. 1708. 1709. 1710. 1711. 1712. 1713. 1714. 1715. 1716. 1717. 1718. 1719. 1720. 1721. 1722. 1723. 1724. 1725. 1726. 1727. 1728. 1729. 1730. 1731. 1732. 1733. 1734. 1735. 1736. 1737. 1738. 1739. 1740. 1741. 1742. 1743. 1744. 1745. 1746. 1747. 1748. 1749. 1750. 1751. 1752. 1753. 1754. 1755. 1756. 1757. 1758. 1759. 1760. 1761. 1762. 1763. 1764. 1765. 1766. 1767. 1768. 1769. 1770. 1771. 1772. 1773. 1774. 1775. 1776. 1777. 1778. 1779. 1780. 1781. 1782. 1783. 1784. 1785. 1786. 1787. 1788. 1789. 1790. 1791. 1792. 1793. 1794. 1795. 1796. 1797. 1798. 1799. 1800. 1801. 1802. 1803. 1804. 1805. 1806. 1807. 1808. 1809. 1810. 1811. 1812. 1813. 1814. 1815. 1816. 1817. 1818. 1819. 1820. 1821. 1822. 1823. 1824. 1825. 1826. 1827. 1828. 1829. 1830. 1831. 1832. 1833. 1834. 1835. 1836. 1837. 1838. 1839. 1840. 1841. 1842. 1843. 1844. 1845. 1846. 1847. 1848. 1849. 1850. 1851. 1852. 1853. 1854. 1855. 1856. 1857. 1858. 1859. 1860. 1861. 1862. 1863. 1864. 1865. 1866. 1867. 1868. 1869. 1870. 1871. 1872. 1873. 1874. 1875. 1876. 1877. 1878. 1879. 1880. 1881. 1882. 1883. 1884. 1885. 1886. 1887. 1888. 1889. 1890. 1891. 1892. 1893. 1894. 1895. 1896. 1897. 1898. 1899. 1900. 1901. 1902. 1903. 1904. 1905. 1906. 1907. 1908. 1909. 1910. 1911. 1912. 1913. 1914. 1915. 1916. 1917. 1918. 1919. 1920. 1921. 1922. 1923. 1924. 1925. 1926. 1927. 1928. 1929. 1930. 1931. 1932. 1933. 1934. 1935. 1936. 1937. 1938. 1939. 1940. 1941. 1942. 1943. 1944. 1945. 1946. 1947. 1948. 1949. 1950. 1951. 1952. 1953. 1954. 1955. 1956. 1957. 1958. 1959. 1960. 1961. 1962. 1963. 1964. 1965. 1966. 1967. 1968. 1969. 1970. 1971. 1972. 1973. 1974. 1975. 1976. 1977. 1978. 1979. 1980. 1981. 1982. 1983. 1984. 1985. 1986. 1987. 1988. 1989. 1990. 1991. 1992. 1993. 1994. 1995. 1996. 1997. 1998. 1999. 2000. 2001. 2002. 2003. 2004. 2005. 2006. 2007. 2008. 2009. 2010. 2011. 2012. 2013. 2014. 2015. 2016. 2017. 2018. 2019. 2020. 2021. 2022. 2023. 2024. 2025. 2026. 2027. 2028. 2029. 2030. 2031. 2032. 2033. 2034. 2035. 2036. 2037. 2038. 2039. 2040. 2041. 2042. 2043. 2044. 2045. 2046. 2047. 2048. 2049. 2050. 2051. 2052. 2053. 2054. 2055. 2056. 2057. 2058. 2059. 2060. 2061. 2062. 2063. 2064. 2065. 2066. 2067. 2068. 2069. 2070. 2071. 2072. 2073. 2074. 2075. 2076. 2077. 2078. 2079. 2080. 2081. 2082. 2083. 2084. 2085. 2086. 2087. 2088. 2089. 2090. 2091. 2092. 2093. 2094. 2095. 2096. 2097. 2098. 2099. 2100. 2101. 2102. 2103. 2104. 2105. 2106. 2107. 2108. 2109. 2110. 2111. 2112. 2113. 2114. 2115. 2116. 2117. 2118. 2119. 2120. 2121. 2122. 2123. 2124. 2125. 2126. 2127. 2128. 2129. 2130. 2131. 2132. 2133. 2134. 2135. 2136. 2137. 2138. 2139. 2140. 2141. 2142. 2143. 2144. 2145. 2146. 2147. 2148. 2149. 2150. 2151. 2152. 2153. 2154. 2155. 2156. 2157. 2158. 2159. 2160. 21



## Theory and Activity Book Preparatory

This attractive book with short exercises and captivating art presents writing, playing, rhythmic, and composing activities that lead students along the path of music discovery. Ear Training assists students in recognizing rhythm and note patterns; and Time to Compose encourages students to create their own pieces based on concepts learned.

FJH2268 / 10.95

**UNIT 6**  
**The Grand Staff**

Lesson p. 33

- Each staff has 5 lines and 4 spaces.
- Below, write "5" for space notes and "1" for line notes.

Play these Guide Note Middle C's:

Middle C for the R.H. Middle C for the L.H.

- This is a Grand Staff.
- Draw 2 Middle C's for the R.H.
- Draw 2 Middle C's for the L.H.

FJH2268 19

**UNIT 10**  
**Skips**

Lesson p. 53

**Learning Skips**

- Write the letter name of the key a skip UP from each marked key.
- Write the letter name of the key a skip DOWN from each marked key.
- Draw the missing notes. Write the correct letter names below.

A skip up is \_\_\_\_ A skip down is \_\_\_\_ A skip up is \_\_\_\_ A skip up is \_\_\_\_ A skip down is \_\_\_\_

**Parrot Play:**

- Listen to your teacher play some skips.
- Can you sing the patterns back?

For teacher use:

FJH2268 31



## Merry Christmas Book Preparatory

This beautiful Christmas Book starts students with pre-reading pieces so even the youngest students get a chance to play favorite Christmas music. Students play pieces on the black keys, Middle C, and "almost" Middle C position. The charming and colorful activities presented throughout not only visually enhance this very special Christmas book, but also reinforce the concepts learned in the Lesson and Technique Book. Contents include: *Jolly Old Saint Nicholas*; *Up On the Housetop*; *Go, Tell It On the Mountain*; *Good King Wenceslas*; *We Three Kings of Orient Are*; *Deck the Halls*; *Jingle Bells*; and more.

FJH2054 / 9.50

**Jolly Old Saint Nicholas**

Moderately

R.H. 1

Jol - ly old Saint Nich - o - lus, hum your ear this way!

L.H. 2

Don't you tell a tale - gle wail, what I'm going to say.

DUET PART: (student plays 1 octave higher)

R.H. (1) (5) (10)

L.H. (1) (5) (10)

FJH2054 4

**Jingle Bells**

With energy!

f Jingle bells, jingle bells, jingle all the way!

Oh, what fun it is to ride in (a) one-horse open sleigh.

DUET PART: (student plays as written)

L.H. (1) (5) (10)

FJH2054 22



## Lesson Book, with Free Downloadable Recordings Grade 1A

This is a special edition with similar music (original music, folk songs and classical arrangements) and art for teachers who prefer teaching technique in their own, personal style. Dynamics, note reading, and intervals are expanded in the second book of the series, in addition to introducing rests, *legato* and *staccato*, and slurs. A clean page and music that kids like to play engages students so they progress smoothly.

FJH2335 / 8.95

• Above the keyboard, move your hand/wrist/arm in four directions: N, then S, W, and E.

N: forward, towards the piano.  
S: back, towards your body.

• Move your arm **forward** every time you lead up to or play a black key. Keep a flowing motion in your free arm as you play.

**Forward and Back**

*Steady*

*mf*

**Note to Teachers:** Healthy, natural technique includes not reaching or stretching for keys. Let your upper arm move.

FJH2335 13

**Practice steps:**

- Circle every interval of a 5th. Write 3 X's in between the 2 notes.

Ex.

**Camel Ride**

*Lively*

*mf* Go - ing on a cam - el ride, way - ing back from side to side.

Cam - el rid - ing so much fun, e - ven in the des - art sun.

Hold on tight, the sun's still bright, we'll have fun to - night!

*8th both hands*

FJH2335 32



## Lesson and Technique Book, with Free Downloadable Recordings Grade 1A

Dynamics, note reading, and intervals are expanded in the second book of the series, in addition to introducing rests, legato and staccato, and two new touch releases: The Woodpecker and The Push Off. A clean page layout and music that kids like to play engage students so they progress smoothly. The music includes classical arrangements, folk tunes, and originals by our fabulous FJH composers.

FJH2269 / 8.95

**Practice steps:**

- Circle and block (play together) the dots in the music.
- For the staccato notes, use a Woodpecker touch release.

**Parade March**  
Op. 148, No. 60  
Joseph Kuffner (1776-1856)

*Lively*

*mf*

*getting louder*

**DIET PAIR:** (Student plays 1 octave higher)

*mf*

FJH2269 28

**Practice steps:**

- For every staccato note below, use a "Push Off" release.

**German Folk Song**

*trill*

*mf*

*getting louder*

**Note to Teachers:** For the "Push Off" touch release, the student pushes forward and off the key, with first. Their arms will follow through with a fluid, coordinated motion. Watch for a free arm and strong fingers.

FJH2269 33





## Recital Book, with Free Downloadable Recordings Grade 1A

These entertaining pieces with artistic illustrations and fanciful lyrics are slightly longer and can serve as performance pieces for recitals or adjudications. Optional teacher duets are included, but these selections can stand on their own. The arrangements of classical composers are particularly interesting. Each piece has 3 tracks on the free downloads: practice speed, performance speed, and performance speed with orchestral accompaniments. Free downloads of all tracks are available at [www.fjhmusic.com/downloads](http://www.fjhmusic.com/downloads).

FJH2270 / 8.50

**Practice steps:**

- Tap and count aloud.
- Plan the story.

**On My Bike** (Lesson p. 13)

*mf* talk - ing - a - ride on my bike.

*f* He - ing out - side's what I like.

*p* Down the hills, up the hills, while riding a tune.

*mf* When I like ride in the af - ter - noon.

**DUET PART:** (student plays 1 octave higher)

• Did you hear the story?  
• Can you memorize this piece?

FJH2270 PP 7

**Practice steps:**

- Both hands play in \_\_\_\_\_ hand.
- The melody is in the \_\_\_\_\_ hand.
- Bring out the melody over the L.H. harmony. This is called "balancing the melody."

**Waterfalls** (Lesson p. 30)

*mp* Flowing quickly

*f* *growing softer*

**DUET PART:** (student plays 1 octave higher)

R.H. *p*  
L.H. *p*

FJH2270 20



## Theory and Activity Book Grade 1A

Engaging activities such as matching, naming notes and intervals, composing, ear training, identifying rhythms and patterns of notes aurally reinforce Grade 1A concepts. Exercises are concise—they don't take long to complete or correct. Ear training activities named Follow the Leader and Parrot Play sharpen listening skills and provide a well-rounded curriculum.

FJH2271 / 8.50

**On a Boat Trip** (Lesson p. 16)

• In Venice, Italy, there are many canals. For centuries, people rode in long boats called gondolas. Imagine being on a gondola. Your task is to find all the A's above Table G.

• Circle the gondola below each pattern that has an A in it.

Ex.

Can you play all of these patterns?

yes no

FJH2271 17

**Interval Review** (Lesson p. 13)

• An interval can be broken or blocked.

• Name each interval. Then draw a line from each interval to the correct box.

• These intervals form patterns which help you read music more easily.

EX.

5ths 2nds 3rds 4ths 5ths

FJH2271 20





## Merry Christmas Book Grade 1A

Following the colorful activity pages that reinforce the concepts of Grade 1A, are eight attractive arrangements celebrating the music of the Christmas season. Lyrics are included; some are duets, and some are stand-alone solos. Titles are: *Jolly Old Saint Nicholas*; *O Come, Little Children*; *Jingle Bells*; *Deck the Halls*; *Up On the Housetop*; *Good King Wenceslas*; *Go, Tell It on the Mountain*; and *Away in a Manger*.

FJH2281 / 8.95

**Deck the Halls**  
18th-Century Welsh Carol  
Arranged by Kevin Conoley

10  
This arrangement © 2014, 2015 The FJH Music Company Inc. (ASCAP).  
International Copyright Secured. Made in U.S.A. All Rights Reserved. FJH2281

**Away in a Manger**  
Music by James R. Murray  
Lyrics: Traditional  
Arranged by Timothy Brown

20  
This arrangement © 2010, 2015 The FJH Music Company Inc. (ASCAP).  
International Copyright Secured. Made in U.S.A. All Rights Reserved. FJH2281



## Lesson Book, with Free Downloadable Recordings Grade 1B

This newest edition features fewer technical hints and reminders so teachers can use their unique, descriptive vocabulary for the physical gestures necessary to play beautifully. The terrific music in this book reinforces concepts from Grade 1A while introducing several more: G Position; sharps and flats; tonic and dominant; Bass G Position; upbeat; blocked and broken chords; five-finger patterns and I/V7 chords in C and G. Students play many genres of music—nine classical arrangements, folk songs, and original solos by FJH composers.

FJH2336 / 8.95

• Above the keyboard, move your hand/wrist/arm in four directions: N, then S, W, and E.

N: forward, towards the piano.  
S: back, towards your body.

• Move your arm **forward** every time you lead up to or play a block key. Keep a flowing motion in your line arm as you play.

**Forward and Back**

13  
Note to Teachers: Healthy, natural technique includes not reaching or stretching for keys. Let your upper arm move. FJH2336

**Practice step:**  
• Which two lines are the same? Place a ✓ in front of them.

**Fearless**

32  
FJH2336



## Lesson and Technique Book, with Free Downloadable Recordings Grade 1B

The terrific music in this book reinforces concepts from Grade 1A while introducing several more: G Position; sharps and flats; tonic and dominant; Bass G Position; upbeat; blocked and broken chords; five-finger patterns and I/V<sup>7</sup> chords in C and G; and one new touch release–The Kick Off! Students play many genres of music—nine classical arrangements, folk songs, and original solos by FJH composers.

FJH2272 / 9.50

**Lesson p. 10**

**Blues Break**

**Crabbling along**

**Practice steps:**

- A ♯ or a ♭ lasts through an entire measure but not past a bar line. In a new measure, a ♯ or a ♭ will be written again.

**Blues Break**

**Crabbling along**

**Practice steps:**

- Play only the blocked chords.
- Then play the broken chords and the crossovers.

**Blues Break**

**Crabbling along**

**Practice steps:**

- Play only the blocked chords.
- Then play the broken chords and the crossovers.

**Lesson p. 11**

**The Cat's Tale**

**Practice steps:**

- Play only the blocked chords.
- Then play the broken chords and the crossovers.

**The Cat's Tale**

**Practice steps:**

- Play only the blocked chords.
- Then play the broken chords and the crossovers.



## Recital Book, with Free Downloadable Recordings Grade 1B

The Recital Book offers outstanding repertoire for recitals and fun! The pieces feature a variety of styles in varying keys, reinforcement of reading and skills presented in the Lesson and Technique Book. Some of the popular titles are: *The Lazy Pup*; *Jazz Steps*; *Camel Driver's Song*; and *Pirate Song*. Practice steps and musicality questions help students learn to listen and enjoy music. This book is an ideal supplement to any method.

FJH2273 / 9.50

**Lesson p. 7**

**Echoes in the Cave**

**Practice steps:**

- Use the ♯ or ♭ notation you know.
- When playing finger 5 in your R.H., play on your fingertips.

**Echoes in the Cave**

**Practice steps:**

- Use the ♯ or ♭ notation you know.
- When playing finger 5 in your R.H., play on your fingertips.

**UNIT 6**

**Lesson p. 31**

**Camel Driver's Song**

**Practice steps:**

- Where do you see the same phrases repeated? Mark them with a ♯.
- Use a ♯ touch release for the staccato notes, except for the last one!

**Camel Driver's Song**

**Practice steps:**

- Where do you see the same phrases repeated? Mark them with a ♯.
- Use a ♯ touch release for the staccato notes, except for the last one!



## Theory and Activity Book Grade 1B

Colorful art, easy-to-write-on staff sizes, and short exercises make this a fun book to use. Creative activities such as *Ear Training*, *Follow the Leader*, *Parrot Play*, *Time to Compose*, *Rhythm*, and *Writing* thoroughly reinforce theoretical concepts. This book engages the student and complete a well-rounded curriculum.

FJH2274 / 7.95

**UNIT 3**

**The Flat Sign**

1. Draw a flat sign in front of these space notes:

Draw a flat sign in front of these line notes:

Then, write the name of the notes. Play them on the piano.

2. Draw a line from the note on the staff to the correct key.

3. **Time to Compose:**

- Make up a piece using F's.
- Will your piece be in 1 or 2 time? My title: \_\_\_\_\_

Some ideas: bike with a flat tire, walking down the steps, landing in an airplane, sledding downhill.

19

**Bass G Position**

Write the name of the notes. Then play the example.

Circle every Bass G. Then play the example.

Circle the broken intervals that use Bass G.

Circle the blocked intervals that use Bass G.

**Time to Compose:**

- Make up a piece using Bass G.
- Use these notes in the L.H.
- Use these notes in the R.H.
- Will the melody be in the R.H. or the L.H.?

Ideas for titles: The Mighty Whale, A Volcano

18



## Merry Christmas Book Grade 1B

The beautiful arrangements, colorful art, and crisp engraving make this book so attractive! There are five engaging activity pages and eight solos (five of which have an optional duet). Titles include: *O Come, O Come, Emmanuel*; *God Rest Ye Merry, Gentlemen*; *O Come All Ye Faithful*; *It Came Upon the Midnight Clear* and others. The last page is a Music Dictionary.

FJH2282 / 8.95

**Good Christian Men, Rejoice**

Music: Traditional German Carol  
Lyrics: Translated by John M. Noble  
Arranged by Edwin McLean

**DIET PART** (piano plays 1 octave higher)

14

**It Came Upon the Midnight Clear**

Music by Richard S. Willis  
Lyrics by Edmund H. Sears  
Arranged by Timothy Brown

20





## Lesson Book, with Free Downloadable Recordings Grade 2A

This is a special edition with similar music (original music, folk songs and classical arrangements) and graphics for teachers who prefer teaching technique in their own, personal style. New concepts include: natural sign; eighth notes; ledger line B under Middle C; half and whole steps; five-finger patterns and I/V<sup>7</sup> chords in D, A, F c, g, f, and d; damper pedal; first and second endings; theme and variations; and C.D. *al fine*. The multi-key reading approach is combined with traditional note reading and intervallic reading.

FJH2337 / 8.95

Georges Bizet (1838-1892) was a French composer and pianist. He is best known for his opera "Carmen", from which this famous piece is taken.

### March of the Toreadors

from Carmen (Georges Bizet)

With energy (♩ = ca. 132)

*mf*

10

Practice steps:

- Tap hands together and count aloud.
- Practice with the metronome for steadiness.

### Little Whirlwind

Spinning! (♩ = ca. 144)

*mp*

22



## Lesson and Technique Book, with Free Downloadable Recordings Grade 2A

A multi-key reading approach is continued in combination with traditional note reading and intervallic reading. New concepts: natural sign; eighth notes; ledger line B under Middle C; half and whole steps; five-finger patterns and I/V<sup>7</sup> chords in D, A, F c, g, f, and d; free arm and flexible wrists technique; damper pedal; first and second endings; theme and variations; D.C. *al fine*; and rotation. All previous touch releases are reinforced. Includes free downloadable performance tracks and a music dictionary.

FJH2275 / 9.95

Practice steps:

- Circle the natural signs below.
- Tap and count hands together until comfortable.
- Practice each phrase at least three times correctly.

### Way Too Cool

Moving along (♩ = ca. 100)

*mf*

12

Let your teacher about the nighttime scene in the story after you hear the piece.

at is short for gradually. It means to gradually slow down. Circle it in your music.

### Shimmering Stars

Delicately (♩ = 126-132)

*mp*

56





FJH2276 / 9.50

UNIT 7

Lesson 3

# 8. The Brook in the Woods

## The Brook in the Woods


Key signature for G major,  
sharp all F's.


Flowing (♩ = ca. 120)

# Theory and Activity Book

## Grade 2A

FJH2277 / 9.50





## Merry Christmas Book Grade 2A

Eight popular carols arranged in a variety of keys are suitable for family gatherings, church or recitals. Titles are: *It Came Upon the Midnight Clear*, *O Little Town of Bethlehem*; *O Come, O Come, Emmanuel*; *Go, Tell It on the Mountain*; *Away in a Manger*; *In Midnight's Silence*; *We Wish You a Merry Christmas*; and *Over the River and Through the Woods*. This book has five pages of special, holiday-themed activities that students will enjoy.

FJH2283 / 5.95

**The Three Wise Men**

- Label the intervals and write the name of the notes below.
- Then draw a line from each interval to the correct wise man or the camel. (The first one as been done for you.)

2nd 3rd 4th 5th

Ex. 3rd up  
C E

Now play all the intervals on the piano.

Did you know? The 3 wise men's names were Melchior, Caspar, and Balthasar.

FJH2283 3

**Go, Tell It On the Mountain**

Key signature: All F's in the piece are sharp.  
Moderately fast

DUET PART: Student plays 1 octave higher

RAL. mp  
LAL. mf

This arrangement © 2000 The FJH Music Company Inc. (CMC/AF)  
International Copyright Secured. Made in U.S.A. All Rights Reserved.

FJH2283 12



## Lesson Book, with Free Downloadable Recordings Grade 2B

This newest edition features fewer technical hints and reminders so teachers can use their unique, descriptive vocabulary for the physical gestures necessary to play piano. Motivating music covers these new concepts: *fermata*; *ostinato*; sonatina form; intervals of a 6th; playing musically; *a tempo*; finger crossing; C, G, and F major scales; waltz bass; dotted-quarter notes; broken chords bass; ledger lines above and below the treble staff; ledger lines below the bass staff; *legato* pedaling; the IV chord; eighth rest; and one-octave major *arpeggios*. FJH2338 / 8.95

**Practice steps:**

- Show your teacher the following: G major scales, I and V<sup>7</sup> chords, ABA' form.
- When playing scales, sweep your arm from left to right, without twisting your wrist.

**Toccata**

Allegro (♩ = ca. 130)

mpf

more L.H.

Let us light as a ballet!

32 FJH2338

**Ledger Line Notes Below the Bass Staff**

1. Find and play these guide notes, saying the intervals.

2. Here are some new ledger line notes:

Look! They are 3rds apart.

**Race to the Pyramids**


With excitement! mpf

This note is:

48 FJH2338



FJH2278 / 9.95




**FJH**


Heads

# Rotation Review


Section 4 • Review p. 8

- Rotation is when the hand, wrist, and forearm move from side to side, as if turning a doorknob.
- Or you can imagine a boat rocking side to side in water.







- Notice that you play on the outside tip of your thumbail.
- Practice at 2 tempos:  
*Adagio* = 72, *Andante* = 88, 104,  
*Allargo* = 120



**Easy does it!**




**Dancing, Then Resting**




**Diligent Dragonfly**

Use a "rotating arm." How does it feel and sound?



**Reflectively**



**Diligent Dragonfly**

Place a ✓ under each day you practice these exercises.

MONDAY	TUESDAY	WEDNESDAY	THURSDAY	FRIDAY	SATURDAY	SUNDAY
_____	_____	_____	_____	_____	_____	_____

**Notes to Teachers:** Encourage students to play with their hand, wrist, and forearm completely aligned, not twisting in any way.

FJH12378

Section 4 • Review p. 8

# Recital Book, with Free Downloadable Recordings

## Grade 2B

FJH2279 / 7.95

**Practice steps:**

- Circle and name the ledger line notes.
- Block (play together!) intervals and chord shapes so you can see and feel the patterns.

**Snowscape**

*Serenely* ( $\text{♩} = \text{ca. } 180$ )

*mp*

*pp*

**1**

*pp*

**2**

*pp*

**3**

*pp*

**4**

*pp*

**5**

*pp*

**6**

*pp*

**7**

*pp*

**8**

*pp*

**9**

*pp*

**10**

*pp*

**11**

*pp*

**12**

*pp*

**13**

*pp*

**14**

*pp*

**15**

*pp*

**16**

*pp*

**17**

*pp*

**18**

*pp*

**19**

*pp*

**20**

*pp*

**21**

*pp*

**22**

*pp*

**23**

*pp*

**24**

*pp*

**25**

*pp*

**26**

*pp*

**27**

*pp*

**28**

*pp*

**29**

*pp*

**30**

*pp*

**31**

*pp*

**32**

*pp*

**33**

*pp*

**34**

*pp*

**35**

*pp*

**36**

*pp*

**37**

*pp*

**38**

*pp*

**39**

*pp*

**40**

*pp*

**41**

*pp*

**42**

*pp*

**43**

*pp*

**44**

*pp*

**45**

*pp*

**46**

*pp*

**47**

*pp*

**48**

*pp*

**49**

*pp*

**50**

*pp*

**51**

*pp*

**52**

*pp*

**53**

*pp*

**54**

*pp*

**55**

*pp*

**56**

*pp*

**57**

*pp*

**58**

*pp*

**59**

*pp*

**60**

*pp*

**61**

*pp*

**62**

*pp*

**63**

*pp*

**64**

*pp*

**65**

*pp*

**66**

*pp*

**67**

*pp*

**68**

*pp*

**69**

*pp*

**70**

*pp*

**71**

*pp*

**72**

*pp*

**73**

*pp*

**74**

*pp*

**75**

*pp*

**76**

*pp*

**77**

*pp*

**78**

*pp*

**79**

*pp*

**80**

*pp*

**81**

*pp*

**82**

*pp*

**83**

*pp*

**84**

*pp*

**85**

*pp*

**86**

*pp*

**87**

*pp*

**88**

*pp*

**89**

*pp*

**90**

*pp*

**91**

*pp*

**92**

*pp*

**93**

*pp*

**94**

*pp*

**95**

*pp*

**96**

*pp*

**97**

*pp*

**98**

*pp*

**99**

*pp*

**100**

*pp*









## Lesson and Technique Book, with Free Downloadable Recordings

### Grade 3

Grade 3 expands on the concepts introduced in earlier levels and teaches new ones, such as: new time signatures of 3/8, 6/8 and cut time; compound meter; triads and inversions; IV chord and I-IV-I cadence; I-IV-I-V7-I in C, G, and F Major; syncopation; intervals of a 7th and an octave; alberti bass; triplets; swing rhythm; chromaticism; and the three forms of the minor scale in the key A and D. Healthy technique resulting in tension-free playing, conventional and intervallic note reading, engaging music by six leading composers establish a passion for playing piano.

FJH2071 / 10.95

**Syncopation**  
Syncopation is a rhythmic device that places stress on a weak beat instead of a strong beat.

**Cool Groove**  
by Edwin Adelson

With a cool attitude (♩ = ca. 120)

*p*

*L.H. begins*

*mp*

*f*

22 FJH2071

**Practice steps:**

- Find and play the sequences in this piece.
- Is this in natural or harmonic minor form?

**Sevilla**  
by Timothy Brown

With a steady beat (♩ = ca. 130)

*mp*


*f*

*mp*

*p*

*mf*

60 FJH2071



## Recital Book, with Free Downloadable Recordings

### Grade 3

Students continue to learn wonderful repertoire in the Recital Book, especially when it's used with the Lesson and Technique Book. The pieces are engaging and exciting to play. Artistic illustrations provide students with additional ways to imagine and create music. "Practice steps" develop musicianship, practice habits and listening skills.

FJH2072 / 7.95

**UNIT 1**

**Echoes from Atlantis**  
by Karin Olsen

Atlantis is a legendary Greek island, first mentioned in the writings of the great philosopher, Plato.

With energy (♩ = ca. 160)

*p*

*f*

*mp*

*f*

*L.H. ends*

2 FJH2072

**UNIT 3**

**The Spirit Bear**  
by Helen Marlais

The Spirit Bear lives in the Great Bear Rainforest in British Columbia, Canada. You often see, and it usually shows. An important part of Native Indian life, the Spirit Bear was never hunted by the Native Indians and the Spirit Bear's existence was hidden from all its enemies. Today there are fewer than 400 Spirit Bears left in the world, but you can still adopt one to help their survival!

Discovered, calm (♩ = ca. 112)


*pp*

*f*

*mp*

*f*

8 FJH2072



## Theory and Activity Book Grade 3

Creative and diverse activities such as *writing*, *playing*, *ear training*, and *Time to Compose* keep students motivated as concepts are reinforced. Counting exercises guide students to internalize rhythms and understand them easily. Short games such as matching or fill in the blank reinforce terms and symbols. All these activities promote a well-rounded musician.

FJH2073 / 9.50

**UNIT 2**

### Time Signature

**6/8** 6 beats in every measure  
♩ (7) = 1 beat

**1.** Clap and count aloud with energy!

1 2 3 4 5 6 1 2 3 4 5 6 1 2 3 4 5 6

**2.** Add the bar lines and finish the counting. Point to each note and count aloud.

1 2 3

**3.** Write in the counting below. Circle the measures that have too many beats. Fix the measures by drawing in the correct beats and then clap and count aloud.

1 2 3 4 5 6 1 2 3 4 5 6 1 2 3 4 5 6

8 FJH2073

### Ledger Line Notes Review

George (in) County Apple All (in) (in) (in) (in)

• Name the following notes. One has been done for you.

Play them as you go!

**Time to Compose**

- Make up your own piece in 6/8 time. (It has been started for you.)
- Use AA' form.
- Use at least one ledger line note in your piece.
- Add a tempo marking and dynamics as well.

#### Swaying in a Hammock

1

8 FJH2073



## Merry Christmas Book Grade 3

Following the colorful activity pages that reinforce the concepts of Grade 3, are nine attractive arrangements that celebrate the holiday season. Short intros and lyrics are included. These perfect performance pieces can be played at home, church or recitals. Titles are: *O Come, All Ye Faithful*; *Here We Come A-Wassailing*; *Deck the Halls*; *We Wish You a Merry Christmas*; *O Holy Night*; and others.

FJH2074 / 6.50

### O Come, All Ye Faithful

Music by John F. Wade  
Lyrics translated by Frederick Oakeley  
Arranged by Timothy Brown

Joyfully

*mf*

O come, all ye faith-ful,

joy-ful and tri-um-phant, O come ye, O

come ye to Beth-le-hem;

4 This arrangement © 2012 The FJH Music Company Inc. (ASCAP).  
International Copyright Secured. Made in U.S.A. All Rights Reserved. FJH2074

### Here We Come A-Wassailing

Traditional English Carol  
Arranged by Mary Leaf

Joyfully


*mp*

Here we come a-was-sail-ing a-long the hedges so green;

Here we come a-wan-d'ring, so fair to be-

seen. Love and joy come to you, and to

8 This arrangement © 2012 The FJH Music Company Inc. (ASCAP).  
International Copyright Secured. Made in U.S.A. All Rights Reserved. FJH2074



## Lesson and Technique Book

### Grade 4

In Grade 4 of Succeeding at the Piano® students continue to cultivate musicianship and a passion for playing piano! New concepts are: triads and inversions; two octave scales; the circle of fifths; dominant seventh chords in root position; the trill; the key of B flat Major; 3 forms of E minor and G minor; diminished triads; refined pedal technique; sixteenth notes and sixteenth notes variants. Bach's *Prelude in C*, BWV 846 and classical themes by Brahms, Liszt, Mozart, Beethoven and Grieg are interspersed with folk tunes and original solos by leading FJH composers. By reviewing the concepts of transposing, musical forms, intervals, and technical tips, Grade 4 supports the pedagogical foundation laid down in previous grades.

FJH2075 / 7.95

**The Trill**

• *tr* or *tr* is a rapid alternation between two notes next to each other. In the Baroque era trills usually begin on the note above the principal (printed) note. Play the trill on the beat.

**A Little Baroque®**  
by Mary Leaf

Spiritus (with spirit) (♩ = ca. 80)  
R.H. begins


24 FJH2075

This work, the *Prelude in C Major*, is a fine example of a piece written in the Baroque era, which lasted from around 1600 to 1750. This piece was written by one of the greatest composers of all time, Johann Sebastian Bach (1685-1750). He lived and worked his entire life in Germany. You will learn more about him in the Theory Book.

**Prelude in C Major**  
BWV 846  
by Johann Sebastian Bach, 1685-1750, Germany

Espressivo (♩ = ca. 60)  
mucho legato

54 FJH2075



## Recital Book, with Free Downloadable Recordings

### Grade 4

Engaging pieces, in a wide variety of compositional styles, reinforce valuable concepts presented in the *Lesson and Technique Book*. These compositions make fine recital, festival, and competition repertoire for students. Some of the selections are: *Fantasia* by Telemann; *Minuet* by Haydn; *Musette* by Gräfe; artistic arrangements of *Tales from the Vienna Woods* and *Musetta's Waltz*; and outstanding originals by Timothy Brown, Kevin Costley, Mary Leaf, Edwin McLean, and Kevin Olson. Musicianship, good practice habits, and listening skills develop as students focus on *Before Playing* and *After Playing* points.

FJH2076 / 7.50

**Before playing:**

• Listen to this piece on the CD and follow the score. Finish marking the form—A B A' B A'.

**Fantasia**  
by Georg Philipp Telemann  
1681-1767, Germany

Allegro (♩ = ca. 80)  
f

14 FJH2076


**UNIT 6**

**Starry Night**  
by Timothy Brown

Allegretto (♩ = ca. 50)  
mp

16 FJH2076





## Theory and Activity Book Grade 4

The writing exercises are short and varied yet very useful and informative. The attractive format includes: fill in the blank; drawing; matching; and Time to Create; and a new icon introduced in Grade 4 called Quick Analysis. The concepts reinforced are: triads in root position and inversions; key signatures; intervals; dominant seventh chords; three forms of minor scales; cadences; the circle of fifths; sixteenth notes and more!

FJH2077 / 6.50

**UNIT 9** Lesson Book p. 49

### More Sixteenth Note Rhythm Patterns

Here the replaces the last two in the group of four. Give this its full rhythmic value.

Here the replaces the first two in the group of four. Give this its full rhythmic value as well.

- The way to have consistent rhythm is to count evenly, never rushing or dropping a beat.
- Use a metronome so that your rhythm is exact from the very beginning.

Finish writing in the counting below. Then clap and count aloud evenly. Make a to the longer note values to hear the forward direction.

**Quick Analysis**

Some of the measures below are missing beats! Fill them in and then clap and count with energy.

**Review** Lesson Book p. 56

Using the following musical terms, complete the sentences below. Use the dictionary on pp. 62-63 of the *Lesson and Technique Book* if needed.

expressive	dominant seventh chord (V <sup>7</sup> )	parallel keys
accusate	sulfonamide	g#
allegro vivace	can moto	native

A major triad with the interval of a minor 7th above the root is called a \_\_\_\_\_.

A short, easy-to-recognize pattern that recurs throughout a piece, which can be melodic or rhythmic, is called a \_\_\_\_\_.

A tempo marking that means to play "with motion" is \_\_\_\_\_.

An Italian word that means "becoming slower" that is also another word for *ritardando* is \_\_\_\_\_.


A piece that describes nighttime and is usually a lyrical melody over a broken chord bass is known as a \_\_\_\_\_.

A tempo marking that means to play "happily and very quickly" is \_\_\_\_\_.

An Italian word that means to play "expressively" is \_\_\_\_\_.

When a major and minor key share the same tonic note (for example, G Major and G minor), we say that they are \_\_\_\_\_.

An Italian dynamic marking which means to play with a sudden strong accent is \_\_\_\_\_.



## Merry Christmas Book Grade 4

An entertaining collection of Christmas favorites arranged in a variety of sounds and styles—an ideal choice for the intermediate student and excellent for recital or other performance. Contents include activity pages and these titles: *Toyland*; *Still, Still, Still*; *Ukrainian Carol*; *Gesu Bambino*; *Angels We Have Heard on High*; and others.

FJH2078 / 5.95

**Still, Still, Still**  
Traditional American Carol  
Arranged by Kevin Costley

Reverently; moderately (♩ = ca. 92)

The arrangement © 2013 The FJH Music Company Inc. (USAC 07).  
International Copyright Secured. Made in U.S.A. All Rights Reserved. FJH2078

**Ukrainian Carol**  
by Mykola Danylovysh Lemovych  
Arranged by Mary Leaf

Light and sparkling (♩ = 144-184)

The arrangement © 2013 The FJH Music Company Inc. (USAC 07).  
International Copyright Secured. Made in U.S.A. All Rights Reserved. FJH2078





FJH2178 / 8.95

## Review of Sequences

- A sequence is a phrase that is immediately repeated on a different pitch.
- Notice the sequences in measures 1 to 8.

### Toccatina

by J. C. Bach and F. F. Kierl  
1730-1798, Germany / 1730-1817, Italy

**Canonic (with spirit)**

**1** *mf* *Canonic (with spirit)*

**5** *mf* *Canonic (with spirit)*

**9** *mf* *marcato* *Canonic (with spirit)*

**13** *mf* *Canonic (with spirit)*

**16** *mf* *Canonic (with spirit)*

# Recital Book

## Grade 5

FJH2179 / 6.95


When playing:

- What kind of seventh chords are you playing in the circled harmonies?

**Sonatina**  
Op. 54, No. 3, Mov. 2  
by Carl Maria von Weber, 1786-1826, Germany

*Adagio (♩ = ca. 68)*

The musical score is for a piece titled "Sonatina" by Carl Maria von Weber, Op. 54, No. 3, Movement 2. It is in 3/4 time and marked "Adagio (♩ = ca. 68)". The score is written for piano and includes dynamics such as *p* (piano) and *mp* (mezzo-piano). The key signature has one flat (B-flat). The score is divided into measures, with measure numbers 1 through 12 indicated. The first measure is circled, and the last measure is also circled. The score includes a "poco marcato il basso" instruction at measure 10. The score is presented on a page with a header "Lesson Book p. 31" and a footer "© 2014 by Alfred Music Publishing Co., Inc.".



## Theory and Activity Book Grade 5

Writing, playing, and composing exercises guide the student along the path of musical discovery. Throughout this book activities are especially designed to reinforce concepts presented in the Lesson and Technique Book. Students work with chords, inversions, intervals, rhythms, ornaments and sonata-allegro form to help develop musicianship. **FJH2180 / 6.50**

**UNIT 5** Lesson Book p. 26

Here the  $\text{♩}$  is held for three of the four  $\text{♩}$  notes. Give this  $\text{♩}$  its full value.

Here the  $\text{♩}$  is held for two of the four  $\text{♩}$  notes. Give this  $\text{♩}$  its full rhythmic value as well.

- Remember to count evenly, never rushing or dropping a beat. This is the way to have excellent rhythm.
- Use a metronome to be sure of your rhythm every day.

**1.** Finish writing in the counting below. Then tap and count aloud evenly. Make a  $\text{—}$  to the longer note values to hear the forward direction.

*Andante* ( $\text{♩} = 80$ ) *Allegretto* ( $\text{♩} = 120$ ) *Con brio* ( $\text{♩} = 132$ )

**2.** Finish writing in the counting. Draw a line to match each rhythm with the correct time signature. Then tap and count aloud.

18 FJH2180

**6.** E♭ Major Cadence

- Your teacher will play the E♭ major cadence in three positions.
- Close your eyes. Listen again. Can you tell your teacher which one you are hearing?

Chord names: E♭ A♭ E♭ B♭7 E♭

root position E♭ triad 1st inversion E♭ triad 2nd inversion E♭ triad

Roman numerals: I IV I V<sup>o</sup> I I IV I V<sup>o</sup> I I IV I V<sup>o</sup> I

**Quick Analysis**

**7.** Analyze the triads. Circle the root of each one. Write the name of the chord, and its inversion.

Ex:  $\text{E}^\flat$   $\text{A}^\flat$   $\text{E}^\flat$   $\text{B}^\flat$   $\text{E}^\flat$

2nd inv. 2nd inv. 2nd inv.

**8.** E♭ Major Two-Octave Arpeggio


Write the name of the notes and the fingerings.

R.R. Fingering 2 1

L.R. Fingering 2 1

Tell your teacher what patterns you see in the fingering. Then play the arpeggio.

33 FJH2180



## Merry Christmas Grade 5

Pianistic arrangements of seasonal favorites will create a festive atmosphere during the holiday season.

**FJH2181 / 5.95**

**Hallelujah Chorus**  
by George Frideric Handel  
Arranged by Timothy Brown

*Allegro* ( $\text{♩} \approx 120$ )

28 FJH2181

## Some of the highlights of The All-in-One Approach are:

- Students learn the essentials of piano playing: reading, theory, rhythm, musicianship, technique, composition, and composer information—all in one book!
- Terrific motivational music by Timothy Brown, Kevin Costley, Mary Leaf, Helen Marlais, Edwin McLean, and Kevin Olson. Whatever style students gravitate to, the **All-in-One Approach** provides the perfect foundation for success at the piano.
- The All-in-One Approach consists of Preparatory A and B, Books 1A and 1B, 2A, 2B, and 2C. These seven books teach students the basics of piano playing and will lead them into Grade 3 of the *Succeeding at the Piano*® core method. The All-in-One is a clean, simple, and high quality approach for your students!
- Healthy and natural technique is gradually introduced and reinforced.
- Musicality is gently reinforced through visual icons and follow up “student-centered” questions.
- A traditional Middle C reading approach focuses on steps, skips, and repeated notes in the beginning levels. The reading system is simple to teach. Students begin with conventional note reading and then easily combine that with intervallic reading to become strong readers.
- Instills a love for the music of the great composers.
- Students learn how to practice and how to listen, which are two vital steps in *Succeeding at the Piano*®.



## Book A, with Free Downloadable Recordings

- Introduces Guide Notes C, G and F; steps and repeated notes
- Engaging music: pre-reading and on the staff
- Downloadable practice and play along tracks included
- Perfect for a 30-minute lesson

FJH2223 / 10.95

**DYNAMIC SIGNS** tell you how loud or soft to play.  
*forte* (**f**) means to play loudly.  
*piano* (**p**) means to play softly.

**Practice steps:**

- Circle the **f** and **p** signs.
- Plan the sounds.
- Show your teacher where repeated notes are.

**Eating Ice Cream!**

R.H. 2

**f** I like ice cream, yes I do! Sweet - va - all - la, choc - Tate too.

L.H. 3

**DUET PART** (student plays as written)

R.H. 1

L.H. 1

On the repeat say the letter name of each note.  
 Did you hear **f** and **p**?

**Steps in the Treble Staff**

1. Remember to use your R.H. when you see this clef:

- Play this step: Is it going up or down?

2. Now find C—D—E.

- Play this step: Is it going up or down?


3. Use the same practice steps Mozart gave you on p. 44.

**Treble Clef Melody**

**f** step - ping up, **p** step - ping down, **f** C C D D E E E

step - ping down, step - ping up, E E D D C C

- Did you count aloud?
- Did you hear a change in dynamics (**f** and **p**)?



## Merry Christmas Book A

- 7 seasonal titles with lyrics: 5 pre-reading, 2 on the staff
- Fun, educational activity pages
- Keyboard diagrams for hand position
- Music Dictionary included

FJH2230 / 5.95

**Jingle Bells**

With energy!

R.H. 2

**f** Jin - gle bells, jin - gle bells, jin - gle all the way;

L.H. 1

Oh, what fun it is to ride in a one - horse o - pen sleigh!

**DUET PART** (student plays 1 octave higher)

R.H. 1

L.H. 1

**mf** L.H. again

**The White Keys**

- Starting with A, write the letter name on the keys below.
- Then draw lines from the gingerbread men to the correct keys. One has been done for you.

A





## Book B, with Free Downloadable Recordings Preparatory

- Pieces in Middle C Position and C Position
- Teaches steps, skips and hands together playing
- Correct, healthy technique reinforced daily
- Students learn how to listen

FJH2224 / 10.95

**Practice steps:**

- Tap the rhythm and count aloud.
- Remember that steps (Dnds) are always line to space or space to line.
- Circle the steps in your music.

**My Friend**

Moving along

10

**The Little Mermaid**

Help the little mermaid swim to shore!

- Circle only the notes that are correct.
- Then draw a line from each correct note to the shore.



## Merry Christmas Book B Preparatory

- 7 holiday tunes on the staff with lyrics
- Activities reinforce note names, rhythm and terms and symbols
- Mostly hands alone playing with easy-to-read notation
- Easy teacher duets that enhance student solos

FJH2231 / 5.50

**In Santa's Workshop**

- Write the name of the guide notes in the boxes below.
- There are 8 boxes to fill in.

8

**Away in a Manger**

Gently

18



## Book 1A, with Free Downloadable Recordings

- Healthy and natural technique is introduced and reinforced
- Students love the music! Teachers love the easy flow of concepts!
- FACE and Treble C Position are introduced
- Students learn how to practice

FJH2225 / 8.50

**Practice step:**

- Which line is the most different from the other 3?
- Practice it more! (At least 5 times a day!)

**The Haunted House**

*Curiously*

There's a house they say is haun - ted, It's right down my street.

When I have to pass that way, I real - ly move my feet!

*mf* I just heard a scar - y sound I've nev - er heard be - fore;

*p* I don't think I'll stick a - round, I'll run right past the door! Wil - low!

*mf* Play the lowest A on the piano.

FJH2225 23

**Interval of a 5th**

**Practice steps:**

- Tap and count aloud boldly
- Find and prepare all the 5ths.

**Knights So Brave!**

*Boldly*

Knights so brave! Ride through the moon - ing mist.

Car - ry - ing their ban - ners at the break - ing of this day! Oh!

Knights so brave! Start - ing their my - al quest,

*mf* Let's go speed them on their get - ting faster way!

FJH2225 30



## Merry Christmas Book 1A

- 7 seasonal solos on the staff with optional duets
- Holiday activity pages
- Easy hands-together playing
- Includes lyrics and a dictionary

FJH2232 / 5.95

**Jolly Old Saint Nicholas**

*Happy*

*mp* getting louder

Jol - ly old Saint

Nich - o - las, lean your ear this way!

Don't you tell a sin - gle soul what I'm going to

**DUET PART:** (piano plays 1 octave higher)

RA *p* *mf*

LA *p* *mf*

FJH2232 8

**Giving Gifts**

Everyone likes to receive gifts. However, giving gifts can also be fun!

Each step or skip has a match. Circle the match and write the answers below every stocking.

Ex:

1.

2.

3.

FJH2232 12



## Book 1B, with Free Downloadable Recordings

- Both G Positions are introduced and all notes on the grand staff
- Sharps, flats, five-finger patterns and I-V7 chords
- Activities include: composition, technique, theory and ear training
- There are 3 tracks for each piece: slow practice piano solo; piano and accompaniment at actual tempo; and accompaniment alone at actual tempo

FJH2226 / 8.50

**Practice steps:**

- Name the sharp in this piece: \_\_\_\_
- Which 2 lines of music have the same pattern of notes? \_\_\_\_ and \_\_\_\_

**The Pet Store**

*Happily*

*mf* My dog and I like to roam the pet store.

*mp* Pop - ples and kit - terns and gold - fish go - best!

**Duet Part:** (piano plays 1 octave higher)

*RL* *mp*

*RL* *mp*

10 FJH2226

**Practice steps:**

- Circle every Bass G.

**Pinocchio**

*mf* My name is Pin - oc - cho - o, I am a wood - en boy. Al -

though Ge - tto - to made me, I'm not like oth - er boys. *mf*

move a - round, I talk out loud, I e - ven sing a song. And

ev - 'ry time I tell a lie my nose grows two feet long! *f* Pull forward out of the key, will you.

31 FJH2226



## Merry Christmas Book 1B

- 8 seasonal solos
- Suitable for any performance venue
- Accidentals used
- Lyrics and dictionary included

FJH2233 / 5.95

**We Three Kings of Orient Are**

*Gently*

*mp* We three kings of O - ri - ent are

bear - ing gifts we trav - erse a - des.

*mf* and from - tain, more and more - tain,

fol - low - ing you - der star.

4 FJH2233

**Christmas Music Symbols**


Find and circle the following music symbols in the picture:

*f* *mf* *mp* *p* *b* *#* *||:* *>*

12 FJH2233







## Book 2B, with Free Downloadable Recordings

- Presents minor five-finger patterns and i-V7-i in C, G, F, D and A.
- Introduces sonatina form
- One-octave scales in C and G major
- Various musical styles—rock, folk, blues, classical themes and original solos

FJH2228 / 9.50

**Practice steps:**

- Which measures sound minor? \_\_\_\_\_
- Play with forward direction for a dramatic, exciting piece!

**Rock Out the Show**

The metronome was invented by a German named Maelzel. This happened during Beethoven's life time (1770-1827).

Powerful beat (♩ = ca. 120)

*mp* In the 1st & 5 for forward motion

*mf* Here are forward

Put your ear - ty face

eye - see; night; go - me rock out the stop not let to the

10 FJH2228

**Practice steps:**

- Does this piece sound major or minor? Circle one.

**The Golden Pavilion**  
金黄亭

Calmly (♩ = ca. 112)


*mp* Use Rhythmic flow

*mf* Use Rhythmic flow

*mf* Use Rhythmic flow

*mf* Use Rhythmic flow

26 FJH2228



## Merry Christmas Book 2B

- 7 seasonal favorites
- Two with optional duets
- Arrangements use I-IV-V7-I
- Perfect for any holiday event

FJH2235 / 5.95

**God Rest Ye Merry, Gentlemen**

Moderately fast (♩ = ca. 130)

*mp*

*mp* God

rest ye mer - ry, go - de - muth, let each - ing you dis - may, Put

Je - sus Christ our Sav - ior was born on Christ - mas day, To

4 FJH2235

**O Christmas Tree**  
(O Tannenbaum)

Moderately (♩ = ca. 90)

*mp* O Christ - mas tree, O Christ - mas tree, your

branch - es green de - light set O Christ - mas tree, O

Christ - mas tree, your branch - es green de - light set They're

10 FJH2235





# FJH PIANIST CURRICULUM CORRELATION CHART

The All-In-One Approach to Succeeding at the Piano®	Succeeding at the Piano®	Succeeding with a Notespeller	Succeeding with the Masters® (Baroque, Classical, Romantic Eras)	Succeeding with the Masters® Student Activity Books	The Festival Collection®	Succeeding with the Masters® The Festival Collection®* Etudes with Technique	Succeeding with the Masters® The Festival Collection® Sonatinas
Preparatory A and B	2nd Edition Preparatory Level	2nd Edition Preparatory Level					
Books 1A and 1B	2nd Edition Grade 1A Grade 1B	2nd Edition Grade 1A Grade 1B					
Books 2A and 2B	2nd Edition Grade 2A	2nd Edition, Grade 2A			Preparatory (Early Elementary through Mid-Elementary)	Preparatory (Early Elementary through Mid-Elem.)	
Book 2C	2nd Edition Grade 2B	2nd Edition, Grade 2B	On Your Way to Succeeding with the Masters® (Elementary through Late Elementary) with Theory Book		Book 1 (Elementary to Mid-Elementary)	Book 1 (Elementary to Mid-Elementary)	Book 1 (Mid-Elementary)
Students can easily move into Grade 3 of Succeeding at the Piano®	2nd Edition Grade 3		An Introduction to Succeeding with the Masters® (Late Elementary through Intermediate) (Begin) Succeeding with the Masters®, Volume One (Late Elementary through Intermediate)	Student Activity Book Baroque Era, Volume One Classical Era, Volume One Teacher's Handbook Baroque Era, Volume One Classical Era, Volume One	Book 2 (Late Elementary)	Book 2 (Late Elementary)	Book 2 (Late Elementary to Early Intermediate)
	Grade 4		Succeeding with the Masters® Volume One (Late Elementary through Intermediate)	Student Activity Book and Teacher's Handbook Baroque Era, Volume One Classical Era, Volume One	Book 3 (Early Intermediate)	Book 3 (Early Intermediate)	Book 2 (Late Elementary to Early Int.)
	Grade 5		Succeeding with the Masters® Volume One (Late Elementary through Intermediate)	Student Activity Book and Teacher's Handbook Baroque Era, Volume One Classical Era, Volume One	Books 3 and 4 (Early Intermediate / Intermediate)	Books 3 and 4 (Early Intermediate / Intermediate)	Book 3 (Intermediate) Book 4 (Int. to Late Int.)
	Grade 5		Succeeding with the Masters® Volume One (Late Elementary through Intermediate)	Student Activity Book and Teacher's Handbook Baroque Era, Volume One Classical Era, Volume One	Books 3 and 4 (Early Intermediate / Int.)	Books 3 and 4 (Early Intermediate / Intermediate)	Book 3 (Intermediate) Book 4 (Int. to Late Int.)
			Succeeding with the Masters® Volume Two (Intermediate through Early Advanced)	Student Activity Book and Teacher's Handbook Baroque Era, Volume Two	Book 4 (Intermediate)	Book 4 (Intermediate)	Book 4 (Intermediate to Late Intermediate)
			Succeeding with the Masters® Volume Two (Intermediate through Early Advanced)	Student Activity Book and Teacher's Handbook Baroque Era, Volume Two	Book 5 (Late Intermediate)	Book 5 (Late Intermediate)	Book 5 (Late Intermediate)
			Succeeding with the Masters® Volume Two (Intermediate through Early Advanced)	Student Activity Book and Teacher's Handbook Baroque Volume Two	Book 6 (Late Int. to Early Advanced)	Book 6 (In Production)	Book 6 (Early Advanced)
		Flash cards are available for the Succeeding at the Piano® Method and are called "Flash Card Friends"			Book 7 (Early Advanced) and Book 8 (Advanced)	Book 8 will complete this series.	

\*Succeeding with the Masters® & The Festival Collection® Teacher's Handbook correlates the repertoire between these two series.

# FJH PIANIST CURRICULUM CORRELATION CHART

The In Recital® Series**	Sight Reading & Rhythm Every Day®	Write, Play, and Hear Your Theory Every Day®	Energize Your Fingers Every Day®	Intervallic Reading Series	Play Your Scales & Chords Every Day®	The FJH Contemporary Keyboard Editions
In Recital® Ready, Set, Play! In Recital® with Little Pieces for Little Fingers		<b>GREAT FOR THEORY AND EAR TRAINING!</b>	Preparatory			
Book 1 (Early Elementary)	Books A & B "Let's Get Started!" Books 1A & 1B	Book 1	Book 1	Be A Star! Book 1 (Early Elementary/Elementary) Be A Star at Christmas! (Elementary to Late Elementary) On Stage! Book 1 (Early Elementary/Elementary) Be A Star! Hymns, Book 1 (Early Elementary to Elementary)	Book 1	
Book 2 (Elementary)	Book 2A	Book 2	Book 2A	Be A Star! Book 2 (Late Elementary) Be A Star! Hymns, Book 2 (Late Elementary) On Stage! Book 2 (Elementary/Late Elementary)	Book 1	Contemporary Collage, Volume 1, Book 1  Pictures and Beyond, Book 1
Book 3 (Late Elementary)	Book 2B	Book 3	Book 2B	Be A Star! Book 2 (Late Elementary) On Stage! Book 2 (Elementary/Late Elementary)	Book 2	Contemporary Collage, Volume 1, Book 1
Book 3 (Late Elementary)	Book 3A  Book 3B	Book 4	Book 3A  Book 3B	Be A Star! Book 3 (Early Intermediate to Mid-Int.) On Stage! Book 3 (Early Intermediate/Intermediate) Be A Star! Book 3 (Early Intermediate to Mid-Int.) On Stage! Book 3 (Early Intermediate/Intermediate)	Book 3	Echoes, Pictures, Riddles, and Tales for Piano Solo
Book 4 (Early Intermediate)	Book 4A	Book 4	Book 4A  Book 4B (In Production)		Book 4	Echoes, Pictures, Riddles, and Tales for Piano Solo Travels Through Sound
Books 4 and 5 (Early Intermediate/Intermediate)	Book 4B Book 5	Book 5	Book 5 (In Production)		Book 5 (In Production)	Modern Miniatures, Volume 1 Contemporary Collage Volume 1, Book 2
Book 5 (Intermediate)	Book 5	Book 5			Book 6 (In Production)	SOUND/WORLD, Vol. 1 Reaching Out, for Solo Piano Portraits for Piano
Book 6 (Late Intermediate)	Book 5	Book 5			Book 7 The Technique Handbook	Contemporary Collage, Volume 1, Book 3 Musical Treasures, Vol. 1
Book 6 (Late Intermediate)	Book 6	Book 6	Book 6 will complete this series.			Musical Treasures, Vol. 2 Outside the Box Watercolors for Ten Fingers
In Recital® for the Advancing Pianist*** (Early Advanced)	Book 6	Book 6				Concertino No. 1 Preludes, Volume 1
	Books 7 and 8	Book 7 (In Production)			Book 7 The Technique Handbook will complete this series.	SOUND/WORLD, Vol. 2 Modern Miniatures, Vol. 2 Piano Album****  Modern Expressions for Piano

\*\* Includes: In Recital® Throughout the Year, Volumes One and Two; Christmas Favorites; Duets; Classical Themes; Jazz, Blues, & Rags; Popular Christmas Music; Popular Music; All-Time Favorites; Timeless Hymns; and The Best of In Recital Solos®.

# STUDENTS LEARNING FROM *SUCCEEDING AT THE PIANO*®

Videos online at: [www.fjhmusic.com](http://www.fjhmusic.com) • Over 1,500 free teaching videos can be found on [www.HelenMarlais.com](http://www.HelenMarlais.com)



## THE ALL-IN-ONE APPROACH TO SUCCEEDING AT THE PIANO®

- |                                      |         |                           |         |                           |         |
|--------------------------------------|---------|---------------------------|---------|---------------------------|---------|
| • Preparatory A, with FDR*           | FJH2223 | • Book 1B, with FDR*      | FJH2226 | • Book 2C, with FDR*      | FJH2229 |
| • Merry Christmas Preparatory Book A | FJH2230 | • Merry Christmas Book 1B | FJH2233 | • Merry Christmas Book 2C | FJH2236 |
| • Preparatory B, with FDR*           | FJH2224 | • Book 2A, with FDR*      | FJH2227 |                           |         |
| • Merry Christmas Preparatory Book B | FJH2231 | • Merry Christmas Book 2A | FJH2234 |                           |         |
| • Book 1A, with FDR*                 | FJH2225 | • Book 2B, with FDR*      | FJH2228 |                           |         |
| • Merry Christmas Book 1A            | FJH2232 | • Merry Christmas Book 2B | FJH2235 |                           |         |

## THE SUCCEEDING AT THE PIANO® METHOD

### 2ND EDITION

#### PREPARATORY LEVEL

- Lesson Book, Prep., with FDR\* FJH2334
- Lesson and Technique Book, Prep., with FDR\* FJH2266
- Recital Book, Preparatory, with FDR\* FJH2267
- Theory and Activity Book, Preparatory FJH2268
- Merry Christmas Book, Preparatory FJH2054
- Flash Card Friend, Preparatory FJH2285

#### GRADE 1A

- Lesson Book, Grade 1A, with FDR\* FJH2335
- Lesson and Technique Book, Gr. 1A, with FDR\* FJH2269
- Recital Book, Grade 1A, with FDR\* FJH2270
- Theory and Activity Book, Grade 1A FJH2271
- Merry Christmas Book, Grade 1A FJH2281
- Flash Card Friend, Gr. 1A FJH2286

#### GRADE 1B

- Lesson Book, Grade 1B, with FDR\* FJH2336
- Lesson and Technique Book, Gr. 1B, FDR\* FJH2272
- Recital Book, Grade 1B, with FDR\* FJH2273
- Theory and Activity Book, Grade 1B FJH2274
- Merry Christmas Book, Grade 1B FJH2282
- Flash Card Friend, Gr. 1B FJH2287

#### GRADE 2A

- Lesson Book, Grade 2A, with FDR\* FJH2337
- Lesson and Technique Book, Grade 2A, with FDR\* FJH2275
- Recital Book, Gr. 2A, with FDR\* FJH2276
- Theory and Activity Book Grade 2A FJH2277
- Merry Christmas Book, Gr. 2A FJH2283
- Flash Card Friend, Grade 2A **COMING SOON** FJH2288

#### GRADE 2B

- Lesson Book, Grade 2B, with FDR\* FJH2338
- Lesson and Technique Book, Grade 2B, with FDR\* FJH2278
- Recital Book, Grade 2B, with FDR\* FJH2279
- Theory and Activity Book Grade 2B FJH2280
- Merry Christmas Book, Gr. 2B FJH2284
- Flash Card Friend, Grade 2B **COMING SOON** FJH2289

#### GRADE 3

- Lesson and Technique Book Grade 3, with FDR\* FJH2071
- Recital Book, Grade 3, with FDR\* FJH2072
- Theory and Activity Book, Grade 3 FJH2073
- Merry Christmas Book, Grade 3 FJH2074

#### GRADE 4

- Lesson and Technique Book Grade 4, with FDR\* FJH2075
- Recital Book, Grade 4, with FDR\* FJH2076
- Theory and Activity Book, Grade 4 FJH2077
- Merry Christmas Book, Grade 4 FJH2078

#### GRADE 5

- Lesson and Technique Book Grade 5, with FDR\* FJH2178
- Recital Book, Grade 5, with FDR\* FJH2179
- Theory and Activity Book, Grade 5 FJH2180
- Merry Christmas Book, Grade 5 FJH2181



Scan to view  
*Succeeding  
at the Piano*®  
Teaching Videos!

\*Books include Free Downloadable Recordings (FDR).